



MINISTRY OF ENVIRONMENT AND ENERGY
REPUBLIC OF MALDIVES


ISLAND ELECTRICITY DATA BOOK 2018





MINISTRY OF ENVIRONMENT AND ENERGY
REPUBLIC OF MALDIVES

ISLAND ELECTRICITY DATA BOOK 2018



CONTRIBUTORS**©MINISTRY OF ENVIRONMENT
AND ENERGY,**

Republic of Maldives
Green Building
Handhuvarree Hingun
Maafannu, Male', 20392
The Republic of Maldives
www.environment.gov.mv

ISBN 978-99915-59-72-8

FOREWORD

H.E. Minister Thoriq Ibrahim

COMPILED BY

Aishath Zuha

CONTRIBUTORS

Ahmed Ali
Hussain Hameem
Mariyam Fazleena Musthafa
Shazeena Ismail
Fathimath Fiuna Rashid
Abdul Rasheed
Ahmed Raooof Mohamed
Thuhufa Abdulla
Ahmed Shukury

REVIEWERS

Thoriq Ibrahim
Abdul Matheen Mohamed
Ajwad Musthafa

CONTRIBUTING AGENCIES

State Electric Company Ltd
FENAKA Corporation Ltd
Male' Water and Sewerage Company pvt ltd
Ministry of Tourism
Maldives Association of Tourism Industry
Maldives Energy Authority
F. Nilandhoo Council
K. Huraa council
R. Ungoofaaru Council
Sh. Funadhoo Council

DESIGN & LAYOUT

Hassan Emaan

PLEASE CITE THIS DATA BOOK AS;**For reference citation;**

Ministry of Environment and Energy. (2018). Island
Electricity Data Book 2018. Male', Maldives: Author.

For in text citation;

Ministry of Environment and Energy (MEE; 2018)



HON. THORIQ IBRAHIM
MINISTER OF ENVIRONMENT AND ENERGY

The Government of Maldives is striving to meet the growing energy demand through the improvement and development of the energy sector. Strengthening of policy frameworks and regulatory regimes is essential in ensuring that energy services are provided in a sustainable manner. Moreover, reliable and quality data is imperative for the planning and development of the energy sector. The Ministry of Environment Energy has been collecting electricity data of the inhabited islands since 2013 with the aim to publish information on electricity generation, distribution, and usage.

“Island Electricity Data Book 2018” is the fourth edition of this series, and includes the installed capacity of solar photovoltaic systems in some of the inhabited islands for the first time.

It is without a doubt that this data collection and publication would not be a success without the continuous support and cooperation provided by all stakeholders involved. I would like to extend my deepest gratitude to State Electric Company Ltd., FENAKA Cooperation Ltd., Male’ Water and Sewerage Company Pvt. Ltd., Ministry of Tourism, Maldives Association of Tourism Industry, Island Councils, private companies and resorts for their support and dedication in providing the data. I am also thankful to the staff of Energy Department for their dedication and commitment in publishing these data annually.

October 2018

CONTENTS

CONTRIBUTORS	4	SHAVIYANI ATOLL	43
FOREWORD	5	Sh. Bilehffahi.....	44
CONTENTS	6	Sh. Feevah.....	45
KEY FINDINGS	10	Sh. Feydhoo.....	46
ISLAND ELECTRICITY		Sh. Foakaidhoo.....	47
DATA 2018 OF :		Sh. Funadhoo.....	48
HAA ALIF ATOLL	13	Sh. Goidhoo.....	49
HA. Baarah.....	14	Sh. Kan'ditheemu.....	50
HA. Dhidhdhoo.....	15	Sh. Komandoo.....	51
HA. Filladhoo.....	16	Sh. Lhaimagu.....	52
HA. Hoarafushi.....	17	Sh. Maahun'goodhoo.....	53
HA. Ihavandhoo.....	18	Sh. Maroshi.....	54
HA. Kelaa.....	19	Sh. Milandhoo.....	55
HA. Maarandhoo.....	20	Sh. Narudhoo.....	56
HA. Mulhadhoo.....	21	Sh. Noomaraa.....	57
HA. Muraidhoo.....	22	NOONU ATOLL	59
HA. Thakandhoo.....	23	N. Fodhdhoo.....	60
HA. Thuraakunu.....	24	N. Hen'badhoo.....	61
HA. Uligamu.....	25	N. Holhudhoo.....	62
HA. Utheemu.....	26	N. Ken'dhikulhudhoo.....	63
HA. Vashafaru.....	27	N. Kudafari.....	64
HAA DHAALU ATOLL	29	N. Landhoo.....	65
HDh. Finey.....	30	N. Lhohi.....	66
HDh. Hanimaadhoo.....	31	N. Maafaru.....	67
HDh. Hirimaradhoo.....	32	N. Maalhendhoo.....	68
HDh. Kulhudhuffushi.....	33	N. Magoodhoo.....	69
HDh. Kumundhoo.....	34	N. Manadhoo.....	70
HDh. Kurin'bi.....	35	N. Miladhoo.....	71
HDh. Makunudhoo.....	36	N. Velidhoo.....	72
HDh. Naivaadhoo.....	37	RAA ATOLL	73
HDh. Nellaidhoo.....	38	R. An'golhitheemu.....	74
HDh. Neykurendhoo.....	39	R. Alifushi.....	75
HDh. Nolvivaramu.....	40	R. Dhuvaafaru.....	76
HDh. Nolvivaranfaru.....	41	R. Fainu.....	77
HDh. Vaikaradhoo.....	42	R. Hulhudhuffaaruu.....	78
		R. In'guraidhoo.....	79
		R. Innamaadhoo.....	80
		R. Kinolhas.....	81

R. Maakurathu	82	ALIFU ALIFU ATOLL.....	123
R. Maduvvari	83	AA. Bodufolhudhoo	124
R. Meedhoo	84	AA. Feridhoo	125
R. Rasgetheemu	85	AA. Himandhoo	126
R. Rasmaadhoo	86	AA. Maalhos	127
R. Un'goofaaru	87	AA. Mathiveri	128
R. Vaadhoo	88	AA. Rasdhoo	129
		AA. Thoddoo	130
		AA. Ukulhas	131
BAA ATOLL	89	ALIF DHAALU ATOLL.....	133
B. Dharavandhoo	90	Adh. Dhan'gethi	134
B. Dhonfanu	91	Adh. Dhihdhoo	135
B. Eydhafushi	92	Adh. Dhigurah	136
B. Fehendhoo	93	Adh. Fenfushi	137
B. Fulhadhoo	94	Adh. Hangnaameedhoo	138
B. Goidhoo	95	Adh. Kun'burudhoo	139
B. Hithaadhoo	96	Adh. Maamin'gili	140
B. Kamadhoo	97	Adh. Mahibadhoo	141
B. Kendhoo	98	Adh. Mandhoo	142
B. Kihaadhoo	99	Adh. Omadhoo	143
B. Kudarikilu	100		
B. Maalhos	101	VAAVU ATOLL	145
B. Thulhaadhoo	102	V. Felidhoo	146
		V. Fulidhoo	147
LHAVIYANI ATOLL	103	V. Keyodhoo	148
Lh. Hinnavaru	104	V. Rakeedhoo	149
Lh. Kurendhoo	105	V. Thinadhoo	150
Lh. Naifaru	106		
Lh. Olhuvelifushi	107	MEEMU ATOLL	151
		M. Dhiggaru	152
KAAFU ATOLL	109	M. Kolhufushi	153
K. Dhiffushi	110	M. Maduvvari	154
K. Gaafaru	111	M. Mulah	155
K. Gulhi	112	M. Muli	156
K. Guraidhoo	113	M. Naalaafushi	157
K. Himmafushi	114	M. Raimandhoo	158
K. Hulhumalé	115	M. Veyvah	159
K. Huraa	116		
K. Kaashidhoo	117	FAAFU ATOLL.....	161
K. Maafushi	118	F. Bileiydhoo	162
K. Malé	119	F. Dharan' boodhoo	163
K. Thulusdhoo	120		
K. Villimalé	121		

F. Feekali	164	GA. Dhevvadhoo	203
F. Magoodhoo	165	GA. Gemanafushi	204
F. Nilandhoo	166	GA. Kan'duhulhudhoo	205
DHAALU ATOLL	167	GA. Kon'dey	206
Dh. Ban'didhoo	168	GA. Kolamaafushi	207
Dh. Hulhudheli	169	GA. Maamendhoo	208
Dh. Kudahuvadhoo	170	GA. Nilandhoo	209
Dh. Maaen'boodhoo	171	GA. Vilin'gili	210
Dh. Meedhoo	172	GAAFU DHAALU ATOLL	211
Dh. Rin'budhoo	173	GDh. Faresmaathodaa	212
THAA ATOLL	175	GDh. Fiyoari	213
Th. Buruni	176	GDh. Gadhdhoo	214
Th. Dhiyamigili	177	GDh. Hoan'dehdoo	215
Th. Gaadhiffushi	178	GDh. Madaveli	216
Th. Guraidhoo	179	GDh. Nadella	217
Th. Hirilandhoo	180	GDh. Rathafandhoo	218
Th. Kan'doodhoo	181	GDh. Thinadhoo	219
Th. Kin'bidhoo	182	GDh. Vaadhoo	220
Th. Madifushi	183	GNAVIYANI ATOLL	221
Th. Omadhoo	184	Gn. Fuvahmulah	222
Th. Thimarafushi	185	SEENU ATOLL	223
Th. Vandhoo	186	S. Addu (Hulhudhoo and Meedho)	224
Th. Veymandoo	187	S. Addu (Gan, Faydhoo,	
Th. Vilufushi	188	Maradhoofaydhoo, Maradhoo and	
LAAMU ATOLL	189	Hithadhoo)	225
L. Dhan'bidhoo	190	RESORTS OF MALDIVES	227
L. Fonadhoo	191	The Sun Siyam Iruvushi Maldives	228
L. Gan	192	Soneva Jani Resorts	229
L. Hithadhoo	193	Anantara Kihavah Maldives Villas	230
L. Isdhoo	194	Dhigufaru Island Resort	231
L. Kalhaidhoo	195	Four Seasons Resort Maldives	232
L. Kunahandhoo	196	Soneva Fushi	233
L. Maabaidhoo	197	Hurawalhi Island Resort	234
L. Maamendhoo	198	Komandoo Island Reosrt and Spa	235
L. Maavah	199	Kuredu Island Resort	236
L. Mundoo	200	Anantara Maldives & Spa	237
GAAFU ALIF ATOLL	201	Centara Ras Fushi Resort & Spa	
GA. Dhaandhoo	202	Maldives	238

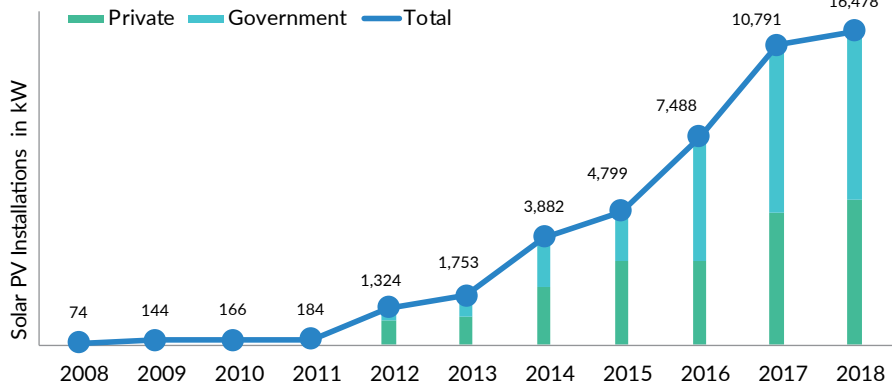
Embudhu Village	239
Olhuveli Beach & Spa Maldives . . .	240
Ozen by Atmosphere	241
Summer Island	242
Taj Exotica Resort and Spa	243
Thulhagiri Island Resort	244
Alimatha Aquatic Resort	245
Dhiggiri Tourist Resort	246
Mirihi Island Resort	247
St Regis Vommuli Maldives	248
Sun Aqua Vilu Reef	249
Park Hyatt Maldives Hadahaa	250

KEY FINDINGS

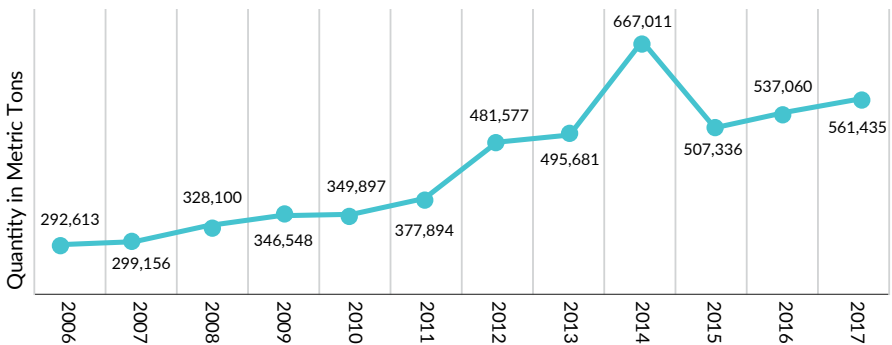
- In 2017, 561,435 metric ton of fuel was imported. Out of this, 14,483 metric ton was cooking gas, 447,555 metric ton was diesel, 57,730 metric ton was petrol and 41,666 metric ton was aviation gas¹.
- The Maldives achieved universal access to electricity in 2008.
- There is a total of 186 powerhouses in inhabited islands.
- FENAKA Corporation Ltd. (FENAKA) operates 148 powerhouses.
- State Electric Company Ltd. (STELCO) operates 35 powerhouses.
- Male' Water and Sewerage Company Pvt. Ltd. (MWSC) operates 1 powerhouse at V.Rakeedhoo.
- F.Nilandhoo, K.Huraa, Sh.Funadhoo and R.Ungoofaaru powerhouses are operated by Island Councils and
- Adh. Maamigili powerhouse is operated by a private company.
- The inhabited islands of the Maldives have a total installed capacity of 240MW of diesel generators to cater to the electricity demand.
- Electricity Generation for the greater Malé region (Malé, Villingili and Hulhumalé) accounts for 56.9% of the total electricity generation of all the inhabited islands. This is the region with the highest annual electricity consumption of about 400GWh, with an installed capacity of 101MW.
- In 2017, outer islands consumed 304GWh of electricity.
- Total installed capacity of Renewable Energy systems of the Maldives is 11MW.
- Existing electricity tariff approved by the Maldives Energy Authority for diesel-based generation is in the range of US cents 1-50.

¹ Total Imports 2017, Maldives Customs Service

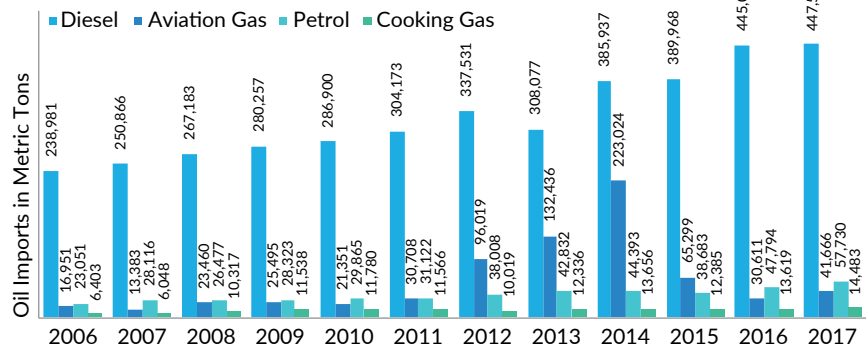
RENEWABLE ENERGY INSTALLATIONS



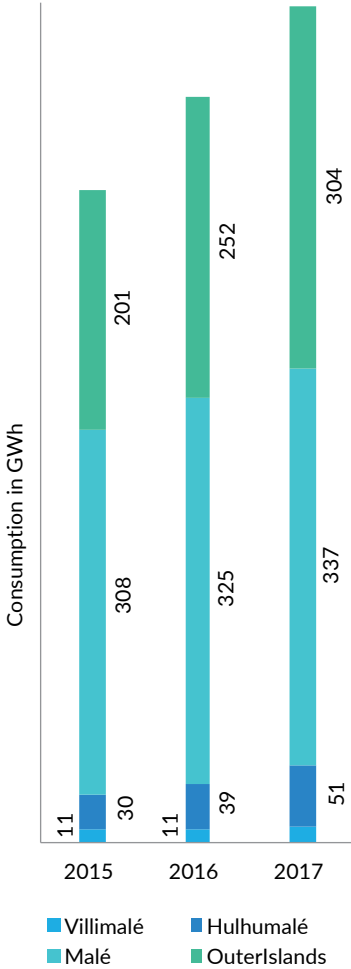
TOTAL FUEL IMPORTS



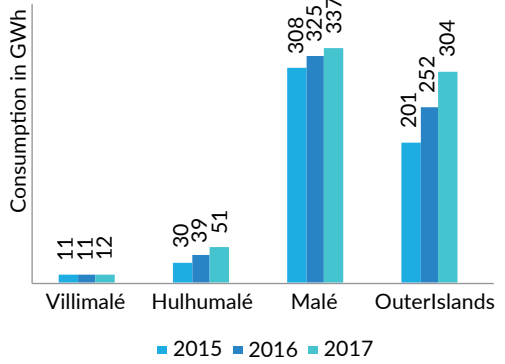
FUEL IMPORTS



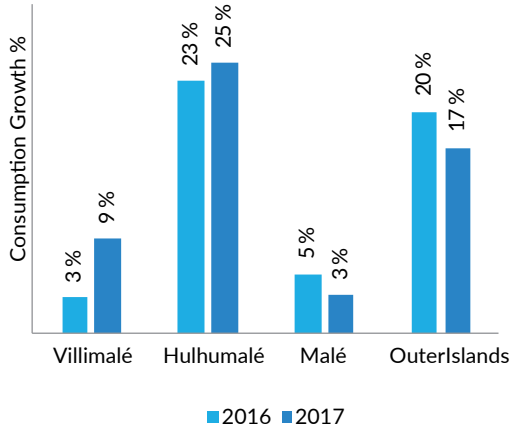
■ ELECTRICITY CONSUMPTION



■ ELECTRICITY CONSUMPTION



■ CONSUMPTION GROWTH





HA. BAARAH



Population	1091
Area of Island (km ²)	2.60
Distance from Male' (km)	294.7
Nearest Airport	Hanimaadhoo International Airport
Electricity Provider	FENAKA
Peak Load Time	12:00
Maximum Peak Load (kW)	211
Total Installed Capacity (kW)	738
Total Generator Sets (kW)	68,120,250,300
Monthly Average Usage (kWh)	83,446.62
Yearly electricity production (kWh/yr)	1,001,359.40
Yearly Billed Amount (kW)	86,486.00
Yearly Oil Consumption (Liters)	340,042.00
Total Lube oil consumption (liter/yr)	1,857.20
Solar PV Installed (kw)/Year	-
Yearly Production from Solar PV (kWh)	-
Synchronizing Panel	Yes
Type of Synchronizing Panel	Auto
Electricity cable Installed Year	2008
Distribution Cable size/mm ²	25, 35, 50, 70, 95
CO2 emission (tCO ₂)	905.33



Population	2745
Area of Island (km ²)	0.60
Distance from Male' (km)	305.00
Nearest Airport	Hanimaadhoo International Airport
Electricity Provider	FENAKA
Peak Load Time	13:00
Maximum Peak Load (kW)	816
Total Installed Capacity (kW)	1508
Total Generator Sets (kW)	400,508,600
Monthly Average Usage (kWh)	327,703.01
Yearly electricity production (kWh/yr)	3,932,436.15
Yearly Billed Amount (kW)	350,169.00
Yearly Oil Consumption (Liters)	1,122,922.00
Total Lube oil consumption (liter/yr)	4,925.00
Solar PV Installed (kw)/Year	-
Yearly Production from Solar PV (kWh)	-
Synchronizing Panel	Yes
Type of Synchronizing Panel	Manual
Electricity cable Installed Year	2003
Distribution Cable size/mm ²	120, 500
CO ₂ emission (tCO ₂)	2,989.67



Population	576
Area of Island (km ²)	2.60
Distance from Male' (km)	301.70
Nearest Airport	Hanimaadhoo International Airport
Electricity Provider	FENAKA
Peak Load Time	12:00
Maximum Peak Load (kW)	122
Total Installed Capacity (kW)	300
Total Generator Sets (kW)	60,80,160
Monthly Average Usage (kWh)	45,736.50
Yearly electricity production (kWh/yr)	548,838.00
Yearly Billed Amount (kW)	45,300.00
Yearly Oil Consumption (Liters)	185,773.00
Total Lube oil consumption (liter/yr)	1,011.00
Solar PV Installed (kw)/Year	-
Yearly Production from Solar PV (kWh)	-
Synchronizing Panel	Yes
Type of Synchronizing Panel	Auto
Electricity cable Installed Year	2008
Distribution Cable size/mm ²	25,35,50,70
CO2 emission (tCO ₂)	494.6020352



Population	1826
Area of Island (km ²)	0.70
Distance from Male' (km)	317.10
Nearest Airport	Hanimaadhoo International Airport
Electricity Provider	FENAKA
Peak Load Time	12:30
Maximum Peak Load (kW)	520
Total Installed Capacity (kW)	1000
Total Generator Sets (kW)	200,200,600
Monthly Average Usage (kWh)	195,163.04
Yearly electricity production (kWh/yr)	2,341,956.45
Yearly Billed Amount (kW)	208,412.00
Yearly Oil Consumption (Liters)	726,135.00
Total Lube oil consumption (liter/yr)	3,609.16
Solar PV Installed (kw)/Year	-
Yearly Production from Solar PV (kWh)	-
Synchronizing Panel	Yes
Type of Synchronizing Panel	-
Electricity cable Installed Year	1999
Distribution Cable size/mm ²	-
CO ₂ emission (tCO ₂)	1,933.26



Population	2554
Area of Island (km ²)	0.60
Distance from Male' (km)	314.10
Nearest Airport	Hanimaadhoo International Airport
Electricity Provider	FENAKA
Peak Load Time	12:00
Maximum Peak Load (kW)	642
Total Installed Capacity (kW)	1200
Total Generator Sets (kW)	250,350,600
Monthly Average Usage (kWh)	229,550.60
Yearly electricity production (kWh/yr)	2,754,607.24
Yearly Billed Amount (kW)	359,448.90
Yearly Oil Consumption (Liters)	838,540.00
Total Lube oil consumption (liter/yr)	3,985.00
Solar PV Installed (kw)/Year	-
Yearly Production from Solar PV (kWh)	-
Synchronizing Panel	Yes
Type of Synchronizing Panel	Manual
Electricity cable Installed Year	2007
Distribution Cable size/mm ²	25,35,50,70,95,120
CO2 emission (tCO ₂)	2,232.53



Population	1063
Area of Island (km ²)	2.00
Distance from Male' (km)	309.30
Nearest Airport	Hanimaadhoo International Airport
Electricity Provider	FENAKA
Peak Load Time	12:30
Maximum Peak Load (kW)	241
Total Installed Capacity (kW)	636
Total Generator Sets (kW)	236,400
Monthly Average Usage (kWh)	102,789.12
Yearly electricity production (kWh/yr)	1,233,469.40
Yearly Billed Amount (kW)	104,028.00
Yearly Oil Consumption (Liters)	352,882.00
Total Lube oil consumption (liter/yr)	1,830.00
Solar PV Installed (kw)/Year	-
Yearly Production from Solar PV (kWh)	-
Synchronizing Panel	Yes
Type of Synchronizing Panel	Auto
Electricity cable Installed Year	2007
Distribution Cable size/mm ²	25,35,50,70
CO2 emission (tCO ₂)	939.51

HA. MAARANDHOO



Population	668
Area of Island (km ²)	0.40
Distance from Male' (km)	303.90
Nearest Airport	Hanimaadhoo International Airport
Electricity Provider	FENAKA
Peak Load Time	12:00
Maximum Peak Load (kW)	101
Total Installed Capacity (kW)	250
Total Generator Sets (kW)	250
Monthly Average Usage (kWh)	48,097.22
Yearly electricity production (kWh/yr)	577,166.60
Yearly Billed Amount (kW)	66,754.00
Yearly Oil Consumption (Liters)	203,070.00
Total Lube oil consumption (liter/yr)	843.00
Solar PV Installed (kw)/Year	-
Yearly Production from Solar PV (kWh)	-
Synchronizing Panel	No
Type of Synchronizing Panel	-
Electricity cable Installed Year	1991
Distribution Cable size/mm ²	16,35
CO2 emission (tCO ₂)	540.65



Population	231
Area of Island (km ²)	1.20
Distance from Male' (km)	320.00
Nearest Airport	Hanimaadhoo International Airport
Electricity Provider	FENAKA
Peak Load Time	12:00
Maximum Peak Load (kW)	65
Total Installed Capacity (kW)	168
Total Generator Sets (kW)	60,60,48
Monthly Average Usage (kWh)	24,327.92
Yearly electricity production (kWh/yr)	291,935.00
Yearly Billed Amount (kW)	65,118.89
Yearly Oil Consumption (Liters)	92,590.00
Total Lube oil consumption (liter/yr)	446.00
Solar PV Installed (kw)/Year	-
Yearly Production from Solar PV (kWh)	-
Synchronizing Panel	No
Type of Synchronizing Panel	-
Electricity cable Installed Year	2012
Distribution Cable size/mm ²	16,25,35,50,70
CO2 emission (tCO ₂)	246.51



Population	464
Area of Island (km ²)	0.50
Distance from Male' (km)	298.90
Nearest Airport	Hanimaadhoo International Airport
Electricity Provider	FENAKA
Peak Load Time	12:00
Maximum Peak Load (kW)	104
Total Installed Capacity (kW)	270
Total Generator Sets (kW)	120,150
Monthly Average Usage (kWh)	34,286.00
Yearly electricity production (kWh/yr)	411,432.00
Yearly Billed Amount (kW)	33,923.00
Yearly Oil Consumption (Liters)	138,560.00
Total Lube oil consumption (liter/yr)	981.00
Solar PV Installed (kw)/Year	-
Yearly Production from Solar PV (kWh)	-
Synchronizing Panel	No
Type of Synchronizing Panel	-
Electricity cable Installed Year	1999
Distribution Cable size/mm ²	16
CO2 emission (tCO ₂)	368.90



Population	355
Area of Island (km ²)	0.40
Distance from Male' (km)	302.10
Nearest Airport	Hanimaadhoo International Airport
Electricity Provider	FENAKA
Peak Load Time	12:00
Maximum Peak Load (kW)	70
Total Installed Capacity (kW)	308
Total Generator Sets (kW)	32,58,68,150
Monthly Average Usage (kWh)	50,912.90
Yearly electricity production (kWh/yr)	610,954.79
Yearly Billed Amount (kW)	98,622.00
Yearly Oil Consumption (Liters)	112,063.00
Total Lube oil consumption (liter/yr)	989.00
Solar PV Installed (kw)/Year	-
Yearly Production from Solar PV (kWh)	-
Synchronizing Panel	No
Type of Synchronizing Panel	-
Electricity cable Installed Year	2003
Distribution Cable size/mm ²	4,16
CO2 emission (tCO ₂)	298.36

HA. THURAAKUNU



Population	417
Area of Island (km ²)	0.30
Distance from Male' (km)	331.10
Nearest Airport	Hanimaadhoo International Airport
Electricity Provider	FENAKA
Peak Load Time	12:30
Maximum Peak Load (kW)	120
Total Installed Capacity (kW)	348
Total Generator Sets (kW)	60,128,160
Monthly Average Usage (kWh)	39,964.08
Yearly electricity production (kWh/yr)	479,569.00
Yearly Billed Amount (kW)	36,892.00
Yearly Oil Consumption (Liters)	153,301.00
Total Lube oil consumption (liter/yr)	730.00
Solar PV Installed (kw)/Year	-
Yearly Production from Solar PV (kWh)	-
Synchronizing Panel	Yes
Type of Synchronizing Panel	Manual
Electricity cable Installed Year	2000
Distribution Cable size/mm ²	25,35,50
CO ₂ emission (tCO ₂)	408.15



Population	380
Area of Island (km ²)	1.10
Distance from Male' (km)	328.70
Nearest Airport	Hanimaadhoo International Airport
Electricity Provider	FENAKA
Peak Load Time	12:00
Maximum Peak Load (kW)	96
Total Installed Capacity (kW)	337
Total Generator Sets (kW)	49,128,160
Monthly Average Usage (kWh)	36,318.18
Yearly electricity production (kWh/yr)	435,818.10
Yearly Billed Amount (kW)	36,577.00
Yearly Oil Consumption (Liters)	148,053.00
Total Lube oil consumption (liter/yr)	905.00
Solar PV Installed (kw)/Year	-
Yearly Production from Solar PV (kWh)	-
Synchronizing Panel	No
Type of Synchronizing Panel	-
Electricity cable Installed Year	2002
Distribution Cable size/mm ²	16,25,35,50,70
CO2 emission (tCO ₂)	394.18

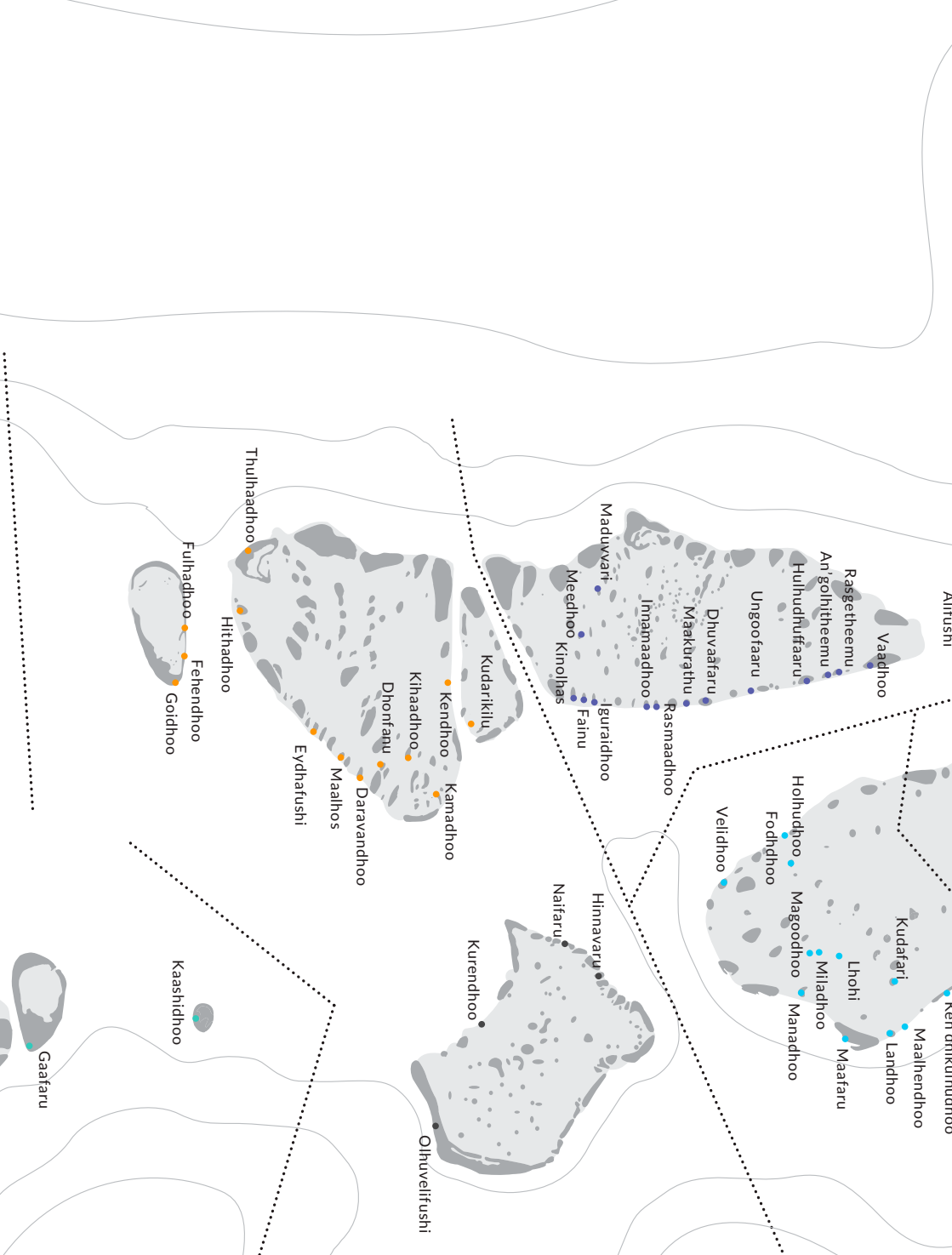
HA. UTHEEMU



Population	593
Area of Island (km ²)	0.50
Distance from Male' (km)	298.00
Nearest Airport	Hanimaadhoo International Airport
Electricity Provider	FENAKA
Peak Load Time	12:40
Maximum Peak Load (kW)	160
Total Installed Capacity (kW)	560
Total Generator Sets (kW)	160,200,200
Monthly Average Usage (kWh)	52,789.68
Yearly electricity production (kWh/yr)	633,476.15
Yearly Billed Amount (kW)	53,359.00
Yearly Oil Consumption (Liters)	196,253.00
Total Lube oil consumption (liter/yr)	1,150.00
Solar PV Installed (kw)/Year	-
Yearly Production from Solar PV (kWh)	-
Synchronizing Panel	No
Type of Synchronizing Panel	-
Electricity cable Installed Year	1998
Distribution Cable size/mm ²	16,25,35,50
CO2 emission (tCO ₂)	522.50



Population	449
Area of Island (km ²)	0.40
Distance from Male' (km)	304.70
Nearest Airport	Hanimaadhuo International Airport
Electricity Provider	FENAKA
Peak Load Time	12:30
Maximum Peak Load (kW)	105
Total Installed Capacity (kW)	320
Total Generator Sets (kW)	80,80,160
Monthly Average Usage (kWh)	38,729.40
Yearly electricity production (kWh/yr)	464,752.80
Yearly Billed Amount (kW)	40,815.00
Yearly Oil Consumption (Liters)	133,742.50
Total Lube oil consumption (liter/yr)	632.50
Solar PV Installed (kw)/Year	-
Yearly Production from Solar PV (kWh)	-
Synchronizing Panel	No
Type of Synchronizing Panel	-
Electricity cable Installed Year	2002
Distribution Cable size/mm ²	16,20,25,35
CO2 emission (tCO ₂)	356.08



Airushi

Vaadhoou

Rasgetheemu

An'golhithemu

Huihuddhufaaruu

Ungoo'faaru

Dhuva'faaru

Maak'urathu

Inna'maadhoou

Rasmaadhoou

Madu'varu

Meedhoou

Kinolhaas

I'guraidhoou

Fainu

Kudara'kiluu

Kamadhoou

Kendhoou

Kihadhoou

Dhon'fanu

Daravandhoou

Maalhos

Eydha'fushi

Thulhaadhoou

Hithadhoou

Fehendhoou

Foidhdhoou

Goidhoou

Nen'antikkunnu'antoo

Maalhendhoou

Landhoou

Lhothi

Maafaru

Kudafaru

Maalhendhoou

Landhoou

Lhothi

Maafaru

Naifaruu

Himavaruu

Kurendhoou

Olhuveifushi

Kaashidhoou

Gaafaru

ISLAND ELECTRICITY DATA 2018 OF :
HAA DHAALU ATOLL

HDH



HDH. FINEY

HDH



Population	414
Area of Island (km ²)	1.17
Distance from Male' (km)	289.80
Nearest Airport	Hanimaadhoo International Airport
Electricity Provider	FENAKA
Peak Load Time	12:00
Maximum Peak Load (kW)	85
Total Installed Capacity (kW)	392
Total Generator Sets (kW)	100,132,160
Monthly Average Usage (kWh)	29,496.52
Yearly electricity production (kWh/yr)	353,958.20
Yearly Billed Amount (kW)	29,865.00
Yearly Oil Consumption (Liters)	148,665.00
Total Lube oil consumption (liter/yr)	400.00
Solar PV Installed (kw)/Year	-
Yearly Production from Solar PV (kWh)	-
Synchronizing Panel	No
Type of Synchronizing Panel	-
Electricity cable Installed Year	1999
Distribution Cable size/mm ²	26,35,50
CO ₂ emission (tCO ₂)	395.81



Population	1920
Area of Island (km ²)	3.11
Distance from Male' (km)	287.80
Nearest Airport	Hanimaadhoo International Airport
Electricity Provider	FENAKA
Peak Load Time	13:00
Maximum Peak Load (kW)	792
Total Installed Capacity (kW)	1690
Total Generator Sets (kW)	200,250,600,640
Monthly Average Usage (kWh)	342,729.67
Yearly electricity production (kWh/yr)	4,112,756.00
Yearly Billed Amount (kW)	273,325.00
Yearly Oil Consumption (Liters)	1,238,996.00
Total Lube oil consumption (liter/yr)	8,873.00
Solar PV Installed (kw)/Year	-
Yearly Production from Solar PV (kWh)	-
Synchronizing Panel	Yes
Type of Synchronizing Panel	Auto
Electricity cable Installed Year	1992
Distribution Cable size/mm ²	16,35,50,70,95,120,150
CO2 emission (tCO ₂)	3,298.70

HDH. HIRIMARADHOO

HDH



Population	336
Area of Island (km ²)	0.46
Distance from Male' (km)	286.90
Nearest Airport	Hanimaadhoo International Airport
Electricity Provider	FENAKA
Peak Load Time	12:00
Maximum Peak Load (kW)	68
Total Installed Capacity (kW)	317
Total Generator Sets (kW)	40,47,80,150
Monthly Average Usage (kWh)	23,657.13
Yearly electricity production (kWh/yr)	283,885.50
Yearly Billed Amount (kW)	22,686.00
Yearly Oil Consumption (Liters)	113,992.00
Total Lube oil consumption (liter/yr)	942.70
Solar PV Installed (kw)/Year	-
Yearly Production from Solar PV (kWh)	-
Synchronizing Panel	No
Type of Synchronizing Panel	-
Electricity cable Installed Year	2005
Distribution Cable size/mm ²	50
CO ₂ emission (tCO ₂)	303.49



Population	8224
Area of Island (km ²)	1.88
Distance from Male' (km)	275.00
Nearest Airport	Hanimaadhoo International Airport
Electricity Provider	FENAKA
Peak Load Time	13:30
Maximum Peak Load (kW)	2857
Total Installed Capacity (kW)	3600
Total Generator Sets (kW)	1000, 1000, 800, 800
Monthly Average Usage (kWh)	1,092,596.73
Yearly electricity production (kWh/yr)	13,111,160.75
Yearly Billed Amount (kW)	1,462,481.00
Yearly Oil Consumption (Liters)	3,462,490.00
Total Lube oil consumption (liter/yr)	14,367.00
Solar PV Installed (kw)/Year	-
Yearly Production from Solar PV (kWh)	-
Synchronizing Panel	Yes
Type of Synchronizing Panel	Auto
Electricity cable Installed Year	1988
Distribution Cable size/mm ²	16,25,35,50,70,95,120
CO2 emission (tCO ₂)	9,218.53

HDH. KUMUNDHOO

HDH



Population	892
Area of Island (km ²)	0.52
Distance from Male' (km)	269.80
Nearest Airport	Hanimaadhoo International Airport
Electricity Provider	FENAKA
Peak Load Time	12:00
Maximum Peak Load (kW)	150
Total Installed Capacity (kW)	376
Total Generator Sets (kW)	104,112,160
Monthly Average Usage (kWh)	63,858.95
Yearly electricity production (kWh/yr)	766,307.35
Yearly Billed Amount (kW)	65,755.00
Yearly Oil Consumption (Liters)	282,916.00
Total Lube oil consumption (liter/yr)	1,626.00
Solar PV Installed (kw)/Year	-
Yearly Production from Solar PV (kWh)	-
Synchronizing Panel	Yes
Type of Synchronizing Panel	Auto
Electricity cable Installed Year	2001
Distribution Cable size/mm ²	16,25,35,50,70,95,120
CO2 emission (tCO ₂)	753.24



Population	456
Area of Island (km ²)	0.42
Distance from Male' (km)	282.20
Nearest Airport	Hanimaadhoo International Airport
Electricity Provider	FENAKA
Peak Load Time	12:30
Maximum Peak Load (kW)	99
Total Installed Capacity (kW)	357
Total Generator Sets (kW)	117,160,80
Monthly Average Usage (kWh)	41,076.00
Yearly electricity production (kWh/yr)	492,912.00
Yearly Billed Amount (kW)	39,783.00
Yearly Oil Consumption (Liters)	158,028.00
Total Lube oil consumption (liter/yr)	796.30
Solar PV Installed (kw)/Year	-
Yearly Production from Solar PV (kWh)	-
Synchronizing Panel	No
Type of Synchronizing Panel	-
Electricity cable Installed Year	1994
Distribution Cable size/mm ²	4,6,16
CO2 emission (tCO ₂)	420.73

HDH. MAKUNUDHOO

HDH



Population	1235
Area of Island (km ²)	0.73
Distance from Male' (km)	262.40
Nearest Airport	Hanimaadhoo International Airport
Electricity Provider	FENAKA
Peak Load Time	12:00
Maximum Peak Load (kW)	299
Total Installed Capacity (kW)	686
Total Generator Sets (kW)	200,236,250
Monthly Average Usage (kWh)	115,826.50
Yearly electricity production (kWh/yr)	1,389,918.00
Yearly Billed Amount (kW)	123,200.00
Yearly Oil Consumption (Liters)	430,751.00
Total Lube oil consumption (liter/yr)	1,666.00
Solar PV Installed (kw)/Year	-
Yearly Production from Solar PV (kWh)	-
Synchronizing Panel	No
Type of Synchronizing Panel	-
Electricity cable Installed Year	2007
Distribution Cable size/mm ²	25,35,50,70,95
CO2 emission (tCO ₂)	1,146.83



Population	416
Area of Island (km ²)	0.30
Distance from Male' (km)	292.40
Nearest Airport	Hanimaadhoo International Airport
Electricity Provider	FENAKA
Peak Load Time	12:30
Maximum Peak Load (kW)	143
Total Installed Capacity (kW)	290
Total Generator Sets (kW)	60,80,150
Monthly Average Usage (kWh)	8,136.82
Yearly electricity production (kWh/yr)	457,641.85
Yearly Billed Amount (kW)	39,101.00
Yearly Oil Consumption (Liters)	143,307.00
Total Lube oil consumption (liter/yr)	1,135.00
Solar PV Installed (kw)/Year	-
Yearly Production from Solar PV (kWh)	-
Synchronizing Panel	No
Type of Synchronizing Panel	-
Electricity cable Installed Year	2006
Distribution Cable size/mm ²	35
CO2 emission (tCO ₂)	381.54

HDH. NELLAIDHOO

HDH



Population	860
Area of Island (km ²)	0.33
Distance from Male' (km)	288.40
Nearest Airport	Hanimaadhoo International Airport
Electricity Provider	FENAKA
Peak Load Time	12:30
Maximum Peak Load (kW)	176
Total Installed Capacity (kW)	400
Total Generator Sets (kW)	80,160,160
Monthly Average Usage (kWh)	102,383.35
Yearly electricity production (kWh/yr)	1,228,600.15
Yearly Billed Amount (kW)	249,655.00
Yearly Oil Consumption (Liters)	247,156.00
Total Lube oil consumption (liter/yr)	1,585.00
Solar PV Installed (kw)/Year	-
Yearly Production from Solar PV (kWh)	-
Synchronizing Panel	Yes
Type of Synchronizing Panel	Auto
Electricity cable Installed Year	2002
Distribution Cable size/mm ²	25,35,50
CO2 emission (tCO ₂)	658.03



Population	750
Area of Island (km ²)	1.69
Distance from Male' (km)	269.50
Nearest Airport	Hanimaadhoo International Airport
Electricity Provider	FENAKA
Peak Load Time	12:30
Maximum Peak Load (kW)	127
Total Installed Capacity (kW)	366
Total Generator Sets (kW)	66,100,200
Monthly Average Usage (kWh)	54,689.21
Yearly electricity production (kWh/yr)	656,270.55
Yearly Billed Amount (kW)	55,092.00
Yearly Oil Consumption (Liters)	210,749.00
Total Lube oil consumption (liter/yr)	834.00
Solar PV Installed (kw)/Year	-
Yearly Production from Solar PV (kWh)	-
Synchronizing Panel	Yes
Type of Synchronizing Panel	Auto
Electricity cable Installed Year	2008
Distribution Cable size/mm ²	25,35,50
CO2 emission (tCO ₂)	561.10

HDH. NOLHIVARAMU

HDH



Population	1889
Area of Island (km ²)	2.03
Distance from Male' (km)	280.00
Nearest Airport	Hanimaadhoo International Airport
Electricity Provider	FENAKA
Peak Load Time	12:30
Maximum Peak Load (kW)	275
Total Installed Capacity (kW)	590
Total Generator Sets (kW)	160,180,250
Monthly Average Usage (kWh)	124,350.05
Yearly electricity production (kWh/yr)	1,492,200.65
Yearly Billed Amount (kW)	120,513.00
Yearly Oil Consumption (Liters)	419,252.00
Total Lube oil consumption (liter/yr)	1,512.50
Solar PV Installed (kw)/Year	-
Yearly Production from Solar PV (kWh)	-
Synchronizing Panel	Yes
Type of Synchronizing Panel	Auto
Electricity cable Installed Year	2007
Distribution Cable size/mm ²	35,95
CO2 emission (tCO ₂)	1,116.22



Population	1030
Area of Island (km ²)	4.40
Distance from Male' (km)	283.20
Nearest Airport	Hanimaadhoo International Airport
Electricity Provider	FENAKA
Peak Load Time	12:00
Maximum Peak Load (kW)	220
Total Installed Capacity (kW)	450
Total Generator Sets (kW)	125,125,200
Monthly Average Usage (kWh)	94,392.30
Yearly electricity production (kWh/yr)	1,132,707.55
Yearly Billed Amount (kW)	96,954.00
Yearly Oil Consumption (Liters)	332,240.00
Total Lube oil consumption (liter/yr)	1,721.00
Solar PV Installed (kw)/Year	-
Yearly Production from Solar PV (kWh)	-
Synchronizing Panel	Yes
Type of Synchronizing Panel	Auto
Electricity cable Installed Year	1999
Distribution Cable size/mm ²	16,25
CO2 emission (tCO ₂)	884.56

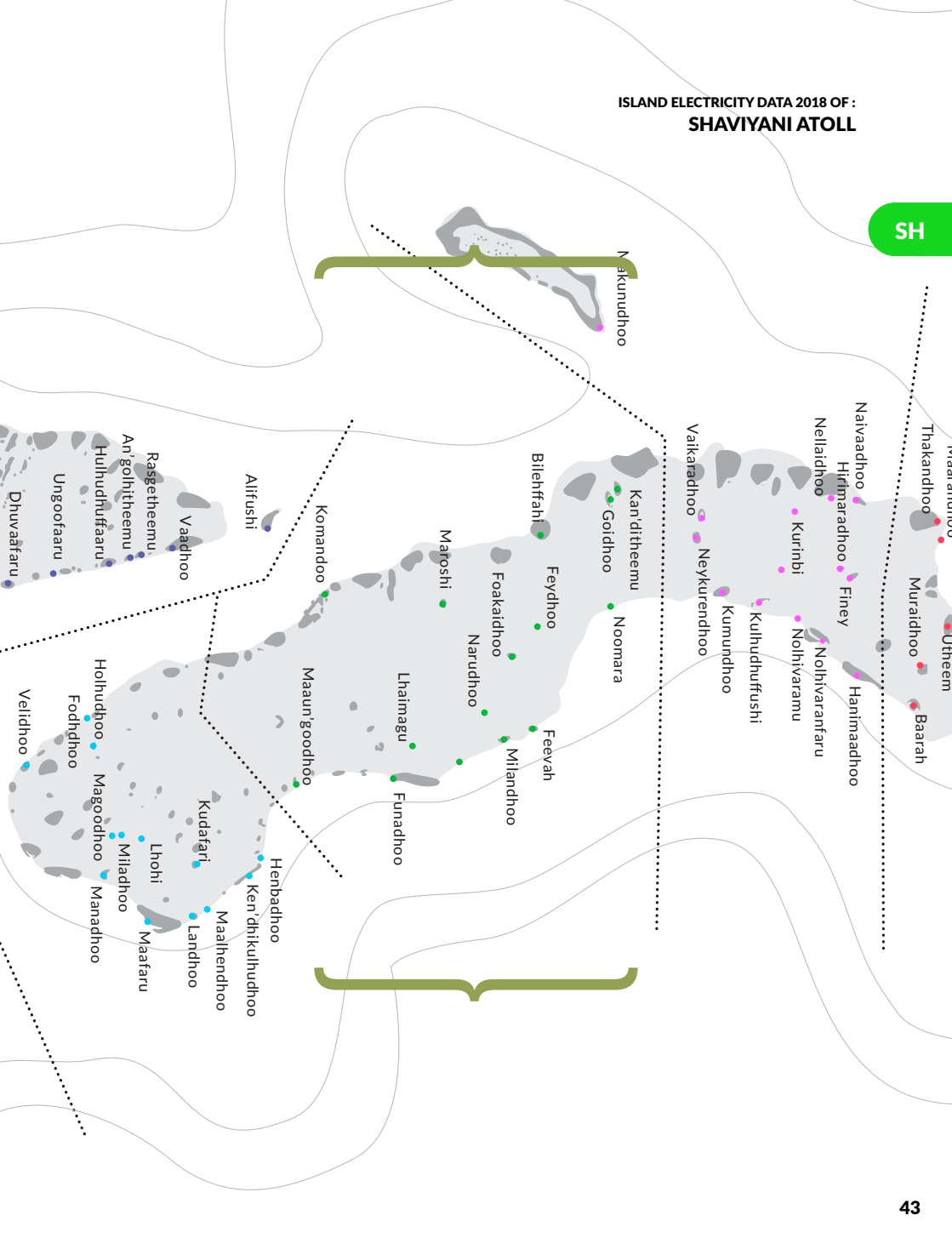
HDH. VAIKARADHOO

HDH



Population	785
Area of Island (km ²)	1.08
Distance from Male' (km)	270.40
Nearest Airport	Hanimaadhoo International Airport
Electricity Provider	FENAKA
Peak Load Time	12:00
Maximum Peak Load (kW)	150
Total Installed Capacity (kW)	580
Total Generator Sets (kW)	50,120,160,250
Monthly Average Usage (kWh)	64,409.19
Yearly electricity production (kWh/yr)	772,910.30
Yearly Billed Amount (kW)	62,230.00
Yearly Oil Consumption (Liters)	265,687.00
Total Lube oil consumption (liter/yr)	1,197.00
Solar PV Installed (kw)/Year	-
Yearly Production from Solar PV (kWh)	-
Synchronizing Panel	Yes
Type of Synchronizing Panel	Auto
Electricity cable Installed Year	1997
Distribution Cable size/mm ²	6,16,35,50
CO2 emission (tCO ₂)	707.37

ISLAND ELECTRICITY DATA 2018 OF : SHAVIYANI ATOLL



SH. BILEHFFAHI

SH



Population	506
Area of Island (km ²)	0.63
Distance from Male' (km)	246.50
Nearest Airport	Hanimaadhoo International Airport
Electricity Provider	FENAKA
Peak Load Time	20:00
Maximum Peak Load (kW)	99
Total Installed Capacity (kW)	520
Total Generator Sets (kW)	120,200,200
Monthly Average Usage (kWh)	41,635.02
Yearly electricity production (kWh/yr)	499,620.20
Yearly Billed Amount (kW)	41,822.00
Yearly Oil Consumption (Liters)	162,138.00
Total Lube oil consumption (liter/yr)	1,204.00
Solar PV Installed (kw)/Year	-
Yearly Production from Solar PV (kWh)	-
Synchronizing Panel	No
Type of Synchronizing Panel	-
Electricity cable Installed Year	2009
Distribution Cable size/mm ²	16,25,35,50
CO2 emission (tCO ₂)	431.68



SH

Population	660
Area of Island (km ²)	0.86
Distance from Male' (km)	243.00
Nearest Airport	Hanimaadhoo International Airport
Electricity Provider	FENAKA
Peak Load Time	12:30
Maximum Peak Load (kW)	146
Total Installed Capacity (kW)	421
Total Generator Sets (kW)	113,128,180
Monthly Average Usage (kWh)	63,731.98
Yearly electricity production (kWh/yr)	764,783.81
Yearly Billed Amount (kW)	61,636.00
Yearly Oil Consumption (Liters)	223,519.00
Total Lube oil consumption (liter/yr)	771.50
Solar PV Installed (kw)/Year	-
Yearly Production from Solar PV (kWh)	-
Synchronizing Panel	Yes
Type of Synchronizing Panel	Auto
Electricity cable Installed Year	2000
Distribution Cable size/mm ²	25150
CO2 emission (tCO ₂)	595.10

SH. FEYDHOO

SH



Population	741
Area of Island (km ²)	0.91
Distance from Male' (km)	248.00
Nearest Airport	Hanimaadhoo International Airport
Electricity Provider	FENAKA
Peak Load Time	12:00
Maximum Peak Load (kW)	140
Total Installed Capacity (kW)	360
Total Generator Sets (kW)	160,200
Monthly Average Usage (kWh)	61,295.05
Yearly electricity production (kWh/yr)	735,540.60
Yearly Billed Amount (kW)	63,343.00
Yearly Oil Consumption (Liters)	227,377.00
Total Lube oil consumption (liter/yr)	1,044.00
Solar PV Installed (kw)/Year	-
Yearly Production from Solar PV (kWh)	-
Synchronizing Panel	Yes
Type of Synchronizing Panel	Auto
Electricity cable Installed Year	2012
Distribution Cable size/mm ²	35
CO ₂ emission (tCO ₂)	605.37



SH

Population	1360
Area of Island (km ²)	0.69
Distance from Male' (km)	240.60
Nearest Airport	Hanimaadhoo International Airport
Electricity Provider	FENAKA
Peak Load Time	12:00
Maximum Peak Load (kW)	367
Total Installed Capacity (kW)	700
Total Generator Sets (kW)	200,250,250
Monthly Average Usage (kWh)	109,060.75
Yearly electricity production (kWh/yr)	1,308,729.05
Yearly Billed Amount (kW)	114,681.00
Yearly Oil Consumption (Liters)	444,165.00
Total Lube oil consumption (liter/yr)	2,037.00
Solar PV Installed (kw)/Year	-
Yearly Production from Solar PV (kWh)	-
Synchronizing Panel	Yes
Type of Synchronizing Panel	Auto
Electricity cable Installed Year	1996
Distribution Cable size/mm ²	16,25,35
CO2 emission (tCO ₂)	1,182.54

SH. FUNADHOO

SH



Population	2099
Area of Island (km ²)	0.91
Distance from Male' (km)	218.00
Nearest Airport	Ifuru Airport
Electricity Provider	ISLAND COMMUNITY
Peak Load Time	12:40
Maximum Peak Load (kW)	460
Total Installed Capacity (kW)	1064
Total Generator Sets (kW)	407,407,250
Monthly Average Usage (kWh)	99,782.42
Yearly electricity production (kWh/yr)	1,197,389.00
Yearly Billed Amount (kW)	100,911.00
Yearly Oil Consumption (Liters)	736,864.00
Total Lube oil consumption (liter/yr)	1,530.00
Solar PV Installed (kw)/Year	-
Yearly Production from Solar PV (kWh)	-
Synchronizing Panel	Yes
Type of Synchronizing Panel	Manual
Electricity cable Installed Year	1986
Distribution Cable size/mm ²	16, 150
CO2 emission (tCO ₂)	1,961.83



SH

Population	520
Area of Island (km ²)	0.99
Distance from Male' (km)	258.20
Nearest Airport	Hanimaadhoo International Airport
Electricity Provider	FENAKA
Peak Load Time	12:00
Maximum Peak Load (kW)	116
Total Installed Capacity (kW)	350
Total Generator Sets (kW)	80,120,150
Monthly Average Usage (kWh)	45,957.93
Yearly electricity production (kWh/yr)	551,495.15
Yearly Billed Amount (kW)	47,187.00
Yearly Oil Consumption (Liters)	191,117.00
Total Lube oil consumption (liter/yr)	908.50
Solar PV Installed (kw)/Year	-
Yearly Production from Solar PV (kWh)	-
Synchronizing Panel	Yes
Type of Synchronizing Panel	Auto
Electricity cable Installed Year	2005
Distribution Cable size/mm ²	35
CO2 emission (tCO ₂)	508.83

SH. KAN'DITHEEMU

SH



Population	1101
Area of Island (km ²)	0.88
Distance from Male' (km)	258.70
Nearest Airport	Hanimaadhoo International Airport
Electricity Provider	FENAKA
Peak Load Time	13:00
Maximum Peak Load (kW)	253
Total Installed Capacity (kW)	486
Total Generator Sets (kW)	250,236
Monthly Average Usage (kWh)	97,591.97
Yearly electricity production (kWh/yr)	1,171,103.65
Yearly Billed Amount (kW)	99,615.00
Yearly Oil Consumption (Liters)	365,317.00
Total Lube oil consumption (liter/yr)	1,170.50
Solar PV Installed (kw)/Year	-
Yearly Production from Solar PV (kWh)	-
Synchronizing Panel	Yes
Type of Synchronizing Panel	Auto
Electricity cable Installed Year	2009
Distribution Cable size/mm ²	25,35,50,70,95,120
CO2 emission (tCO ₂)	972.62



SH

Population	1112
Area of Island (km ²)	0.10
Distance from Male' (km)	213.40
Nearest Airport	Ifuru Airport
Electricity Provider	FENAKA
Peak Load Time	12:30
Maximum Peak Load (kW)	279
Total Installed Capacity (kW)	730
Total Generator Sets (kW)	160,250,320
Monthly Average Usage (kWh)	113,181.76
Yearly electricity production (kWh/yr)	1,358,181.10
Yearly Billed Amount (kW)	126,165.00
Yearly Oil Consumption (Liters)	415,981.00
Total Lube oil consumption (liter/yr)	1,672.00
Solar PV Installed (kw)/Year	-
Yearly Production from Solar PV (kWh)	-
Synchronizing Panel	Yes
Type of Synchronizing Panel	Auto
Electricity cable Installed Year	1997
Distribution Cable size/mm ²	16,25,35
CO ₂ emission (tCO ₂)	1,107.51

SH. LHAIMAGU

SH



Population	613
Area of Island (km ²)	0.44
Distance from Male' (km)	222.40
Nearest Airport	Ifuru Airport
Electricity Provider	FENAKA
Peak Load Time	12:30
Maximum Peak Load (kW)	200
Total Installed Capacity (kW)	432
Total Generator Sets (kW)	112,160,160
Monthly Average Usage (kWh)	64,184.58
Yearly electricity production (kWh/yr)	770,215.00
Yearly Billed Amount (kW)	46,524.00
Yearly Oil Consumption (Liters)	191,648.00
Total Lube oil consumption (liter/yr)	864.50
Solar PV Installed (kw)/Year	-
Yearly Production from Solar PV (kWh)	-
Synchronizing Panel	Yes
Type of Synchronizing Panel	Auto
Electricity cable Installed Year	2002
Distribution Cable size/mm ²	35
CO2 emission (tCO ₂)	510.24



SH

Population	792
Area of Island (km ²)	0.29
Distance from Male' (km)	207.20
Nearest Airport	Ifuru Airport
Electricity Provider	FENAKA
Peak Load Time	12:00
Maximum Peak Load (kW)	156
Total Installed Capacity (kW)	360
Total Generator Sets (kW)	160,200
Monthly Average Usage (kWh)	64,105.23
Yearly electricity production (kWh/yr)	769,262.75
Yearly Billed Amount (kW)	66,560.00
Yearly Oil Consumption (Liters)	246,027.00
Total Lube oil consumption (liter/yr)	1,291.00
Solar PV Installed (kw)/Year	-
Yearly Production from Solar PV (kWh)	-
Synchronizing Panel	Yes
Type of Synchronizing Panel	Auto
Electricity cable Installed Year	2003
Distribution Cable size/mm ²	35
CO2 emission (tCO ₂)	655.02

SH. MAROSHI

SH



Population	443
Area of Island (km ²)	0.308
Distance from Male' (km)	231.3
Nearest Airport	Ifuru Airport
Electricity Provider	FENAKA
Peak Load Time	12:00
Maximum Peak Load (kW)	102
Total Installed Capacity (kW)	240
Total Generator Sets (kW)	80, 80, 80
Monthly Average Usage (kWh)	43,840.25
Yearly electricity production (kWh/yr)	526,083.00
Yearly Billed Amount (kW)	43,580.00
Yearly Oil Consumption (Liters)	181,581.00
Total Lube oil consumption (liter/yr)	922.00
Solar PV Installed (kw)/Year	-
Yearly Production from Solar PV (kWh)	-
Synchronizing Panel	Yes
Type of Synchronizing Panel	Auto
Electricity cable Installed Year	2008
Distribution Cable size/mm ²	25,35
CO2 emission (tCO ₂)	483.44



SH

Population	1889
Area of Island (km ²)	1.311
Distance from Male' (km)	235.2
Nearest Airport	Hanimaadhoo International Airport
Electricity Provider	FENAKA
Peak Load Time	12:30
Maximum Peak Load (kW)	480
Total Installed Capacity (kW)	1002
Total Generator Sets (kW)	250, 252, 500
Monthly Average Usage (kWh)	178,080.33
Yearly electricity production (kWh/yr)	2,136,964.00
Yearly Billed Amount (kW)	184,637.00
Yearly Oil Consumption (Liters)	642,120.00
Total Lube oil consumption (liter/yr)	2,175.00
Solar PV Installed (kw)/Year	-
Yearly Production from Solar PV (kWh)	-
Synchronizing Panel	Yes
Type of Synchronizing Panel	Auto
Electricity cable Installed Year	1999
Distribution Cable size/mm ²	35,50,70,95,120
CO2 emission (tCO ₂)	1,709.58

SH. NARUDHOO

SH

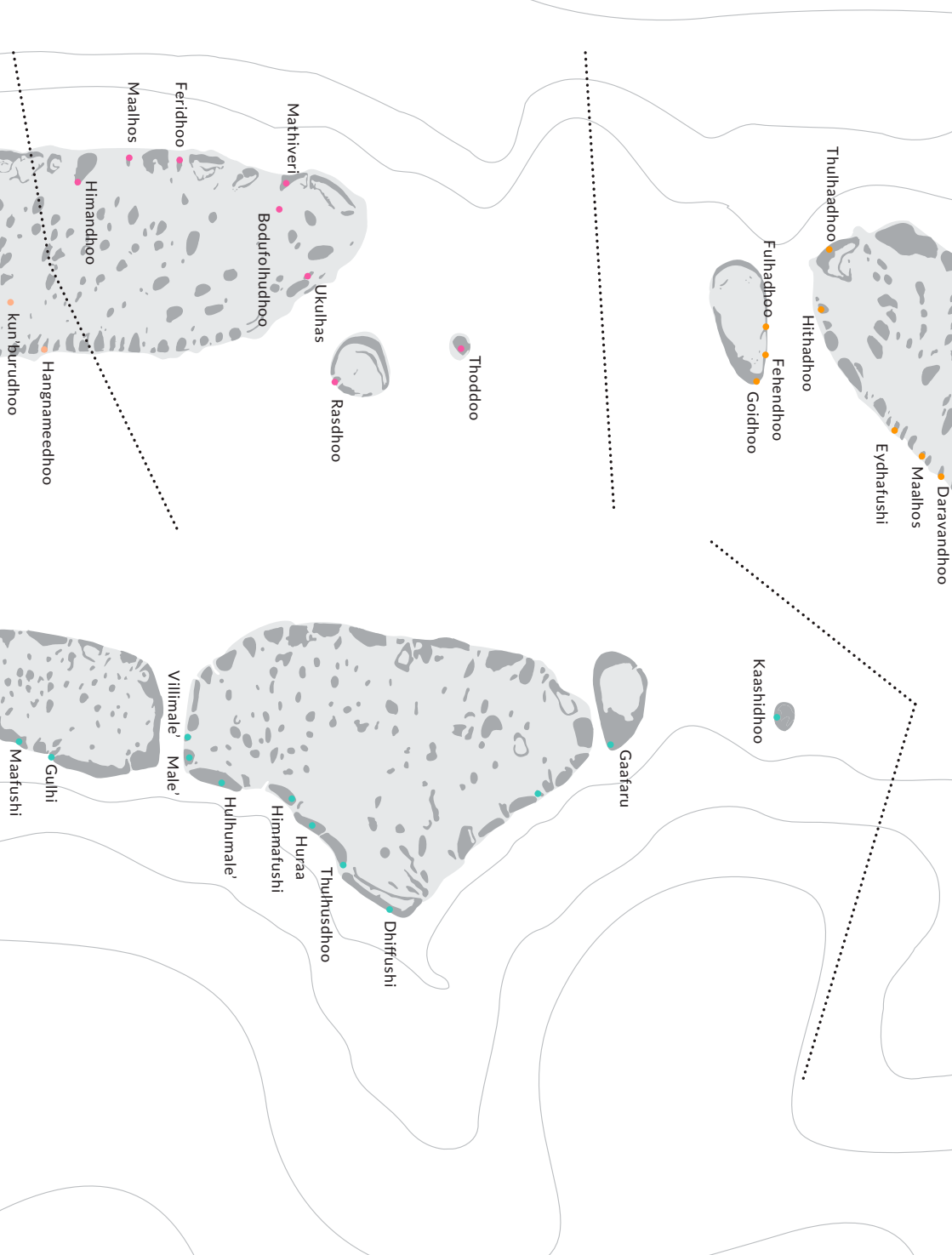


Population	490
Area of Island (km ²)	0.430
Distance from Male' (km)	233.9
Nearest Airport	Hanimaadhoo International Airport
Electricity Provider	FENAKA
Peak Load Time	12:00
Maximum Peak Load (kW)	70
Total Installed Capacity (kW)	208
Total Generator Sets (kW)	80, 128
Monthly Average Usage (kWh)	27,757.83
Yearly electricity production (kWh/yr)	333,094.00
Yearly Billed Amount (kW)	29,927.00
Yearly Oil Consumption (Liters)	146,528.00
Total Lube oil consumption (liter/yr)	682.00
Solar PV Installed (kw)/Year	-
Yearly Production from Solar PV (kWh)	-
Synchronizing Panel	No
Type of Synchronizing Panel	-
Electricity cable Installed Year	2011
Distribution Cable size/mm ²	4,16
CO ₂ emission (tCO ₂)	390.12



SH

Population	343
Area of Island (km ²)	0.411
Distance from Male' (km)	255
Nearest Airport	Hanimaadhoo International Airport
Electricity Provider	FENAKA
Peak Load Time	19:30
Maximum Peak Load (kW)	52
Total Installed Capacity (kW)	148
Total Generator Sets (kW)	48, 100
Monthly Average Usage (kWh)	26,618.01
Yearly electricity production (kWh/yr)	319,416.16
Yearly Billed Amount (kW)	73,980.18
Yearly Oil Consumption (Liters)	92,400.00
Total Lube oil consumption (liter/yr)	423.00
Solar PV Installed (kw)/Year	-
Yearly Production from Solar PV (kWh)	-
Synchronizing Panel	No
Type of Synchronizing Panel	-
Electricity cable Installed Year	1999
Distribution Cable size/mm ²	6,16
CO ₂ emission (tCO ₂)	246.01



Daravandhoo

Maalhoo

Eydhafushi

Thulhaadhoo

Hithadhoo

Fuhadhoo

Fehendhoo

Goldhoo

Thoddo

Rasdhoo

Ukulhas

Bodufolhudhoo

Mathiveri

Himandhoo

Maalhoo

Feridhoo

Hangnameedhoo

kunburudhoo

Kaashidhoo

Gaafaru

Dhiffushi

Thulhusdhoo

Hulhumale'

Himmarfushi

Huraa

Villimale'

Male'

Gulhi

Maafushi

ISLAND ELECTRICITY DATA 2018 OF :
NOONU ATOLL



N. FODHDHOO

N



Population	228
Area of Island (km ²)	0.267
Distance from Male' (km)	175.4
Nearest Airport	Ifuru Airport
Electricity Provider	FENAKA
Peak Load Time	N/A
Maximum Peak Load (kW)	N/A
Total Installed Capacity (kW)	148
Total Generator Sets (kW)	48, 100
Monthly Average Usage (kWh)	23,563.79
Yearly electricity production (kWh/yr)	282,765.45
Yearly Billed Amount (kW)	22,603.00
Yearly Oil Consumption (Liters)	101,614.00
Total Lube oil consumption (liter/yr)	758.00
Solar PV Installed (kw)/Year	-
Yearly Production from Solar PV (kWh)	-
Synchronizing Panel	No
Type of Synchronizing Panel	-
Electricity cable Installed Year	2011
Distribution Cable size/mm ²	16, 25, 35
CO2 emission (tCO ₂)	270.54



Population	497
Area of Island (km ²)	0.140
Distance from Male' (km)	198.5
Nearest Airport	Ifuru Airport
Electricity Provider	FENAKA
Peak Load Time	N/A
Maximum Peak Load (kW)	N/A
Total Installed Capacity (kW)	212
Total Generator Sets (kW)	48, 64, 100
Monthly Average Usage (kWh)	42,557.57
Yearly electricity production (kWh/yr)	510,690.85
Yearly Billed Amount (kW)	39,395.00
Yearly Oil Consumption (Liters)	163,464.00
Total Lube oil consumption (liter/yr)	779.00
Solar PV Installed (kw)/Year	-
Yearly Production from Solar PV (kWh)	-
Synchronizing Panel	No
Type of Synchronizing Panel	-
Electricity cable Installed Year	1996
Distribution Cable size/mm ²	16
CO2 emission (tCO ₂)	435.21

N. HOLHUDHOO

N



Population	1682
Area of Island (km ²)	0.199
Distance from Male' (km)	178.2
Nearest Airport	Ifuru Airport
Electricity Provider	FENAKA
Peak Load Time	12:30
Maximum Peak Load (kW)	375
Total Installed Capacity (kW)	670
Total Generator Sets (kW)	120, 250, 300
Monthly Average Usage (kWh)	158,527.64
Yearly electricity production (kWh/yr)	1,902,331.65
Yearly Billed Amount (kW)	165,345.00
Yearly Oil Consumption (Liters)	629,005.00
Total Lube oil consumption (liter/yr)	3,073.00
Solar PV Installed (kw)/Year	-
Yearly Production from Solar PV (kWh)	-
Synchronizing Panel	Yes
Type of Synchronizing Panel	Auto
Electricity cable Installed Year	2004
Distribution Cable size/mm ²	16,25,35,50
CO ₂ emission (tCO ₂)	1,674.66



N

Population	1331
Area of Island (km ²)	2.077
Distance from Male' (km)	196.7
Nearest Airport	Ifuru Airport
Electricity Provider	FENAKA
Peak Load Time	12:00
Maximum Peak Load (kW)	350
Total Installed Capacity (kW)	580
Total Generator Sets (kW)	150, 180, 250
Monthly Average Usage (kWh)	109,261.77
Yearly electricity production (kWh/yr)	1,311,141.19
Yearly Billed Amount (kW)	132,672.94
Yearly Oil Consumption (Liters)	512,434.00
Total Lube oil consumption (liter/yr)	1,571.50
Solar PV Installed (kw)/Year	-
Yearly Production from Solar PV (kWh)	-
Synchronizing Panel	Yes
Type of Synchronizing Panel	Auto
Electricity cable Installed Year	2009
Distribution Cable size/mm ²	35,50,75,95,120,150
CO2 emission (tCO ₂)	1,364.30

N. KUDAFARI

N



Population	480
Area of Island (km ²)	0.288
Distance from Male' (km)	189.3
Nearest Airport	Ifuru Airport
Electricity Provider	FENAKA
Peak Load Time	19:30
Maximum Peak Load (kW)	125
Total Installed Capacity (kW)	298
Total Generator Sets (kW)	58 ,80, 160
Monthly Average Usage (kWh)	45,966.65
Yearly electricity production (kWh/yr)	551,599.80
Yearly Billed Amount (kW)	45,632.00
Yearly Oil Consumption (Liters)	183,018.00
Total Lube oil consumption (liter/yr)	678.00
Solar PV Installed (kw)/Year	-
Yearly Production from Solar PV (kWh)	-
Synchronizing Panel	No
Type of Synchronizing Panel	-
Electricity cable Installed Year	2005
Distribution Cable size/mm ²	35
CO2 emission (tCO ₂)	487.27



Population	668
Area of Island (km ²)	0.868
Distance from Male' (km)	188.9
Nearest Airport	Ifuru Airport
Electricity Provider	FENAKA
Peak Load Time	13:00
Maximum Peak Load (kW)	182
Total Installed Capacity (kW)	305
Total Generator Sets (kW)	125, 180
Monthly Average Usage (kWh)	68,081.95
Yearly electricity production (kWh/yr)	816,983.34
Yearly Billed Amount (kW)	64,193.00
Yearly Oil Consumption (Liters)	271,730.00
Total Lube oil consumption (liter/yr)	1,725.00
Solar PV Installed (kw)/Year	-
Yearly Production from Solar PV (kWh)	-
Synchronizing Panel	Yes
Type of Synchronizing Panel	Auto
Electricity cable Installed Year	1995
Distribution Cable size/mm ²	15,50,70,95,120
CO2 emission (tCO ₂)	723.45

N. LHOHI

N



Population	611
Area of Island (km ²)	0.404
Distance from Male' (km)	182.1
Nearest Airport	Ifuru Airport
Electricity Provider	FENAKA
Peak Load Time	12:00
Maximum Peak Load (kW)	2336
Total Installed Capacity (kW)	352
Total Generator Sets (kW)	80, 112, 160
Monthly Average Usage (kWh)	42,726.46
Yearly electricity production (kWh/yr)	512,717.52
Yearly Billed Amount (kW)	41,770.00
Yearly Oil Consumption (Liters)	190,120.00
Total Lube oil consumption (liter/yr)	790.00
Solar PV Installed (kw)/Year	-
Yearly Production from Solar PV (kWh)	-
Synchronizing Panel	No
Type of Synchronizing Panel	-
Electricity cable Installed Year	1998
Distribution Cable size/mm ²	16,25,35,50,70
CO2 emission (tCO ₂)	506.18



Population	616
Area of Island (km ²)	1.305
Distance from Male' (km)	181.5
Nearest Airport	Ifuru Airport
Electricity Provider	FENAKA
Peak Load Time	12:00
Maximum Peak Load (kW)	160
Total Installed Capacity (kW)	300
Total Generator Sets (kW)	50, 50, 200
Monthly Average Usage (kWh)	100,172.43
Yearly electricity production (kWh/yr)	1,202,069.10
Yearly Billed Amount (kW)	56,413.00
Yearly Oil Consumption (Liters)	253,135.00
Total Lube oil consumption (liter/yr)	1,443.00
Solar PV Installed (kw)/Year	-
Yearly Production from Solar PV (kWh)	-
Synchronizing Panel	Yes
Type of Synchronizing Panel	Auto
Electricity cable Installed Year	2007
Distribution Cable size/mm ²	35,70
CO2 emission (tCO ₂)	673.95

N. MAALHENDHOO

N



Population	667
Area of Island (km ²)	0.484
Distance from Male' (km)	190.9
Nearest Airport	Ifuru Airport
Electricity Provider	FENAKA
Peak Load Time	N/A
Maximum Peak Load (kW)	N/A
Total Installed Capacity (kW)	408
Total Generator Sets (kW)	80, 80, 108, 140
Monthly Average Usage (kWh)	48,098.66
Yearly electricity production (kWh/yr)	577,183.95
Yearly Billed Amount (kW)	51,288.00
Yearly Oil Consumption (Liters)	235,013.19
Total Lube oil consumption (liter/yr)	935.00
Solar PV Installed (kw)/Year	-
Yearly Production from Solar PV (kWh)	-
Synchronizing Panel	No
Type of Synchronizing Panel	-
Electricity cable Installed Year	1997
Distribution Cable size/mm ²	16,25,35,50,70
CO ₂ emission (tCO ₂)	625.70



N

Population	258
Area of Island (km ²)	0.372
Distance from Male' (km)	178.5
Nearest Airport	Ifuru Airport
Electricity Provider	FENAKA
Peak Load Time	N/A
Maximum Peak Load (kW)	N/A
Total Installed Capacity (kW)	78
Total Generator Sets (kW)	30, 48
Monthly Average Usage (kWh)	53,260.25
Yearly electricity production (kWh/yr)	639,123.00
Yearly Billed Amount (kW)	17,407.00
Yearly Oil Consumption (Liters)	81,990.00
Total Lube oil consumption (liter/yr)	187.00
Solar PV Installed (kw)/Year	-
Yearly Production from Solar PV (kWh)	-
Synchronizing Panel	No
Type of Synchronizing Panel	-
Electricity cable Installed Year	1994
Distribution Cable size/mm ²	6,16,25
CO2 emission (tCO ₂)	218.29

N. MANADHOO

N



Population	1408
Area of Island (km ²)	1.067
Distance from Male' (km)	176.3
Nearest Airport	Ifuru Airport
Electricity Provider	FENAKA
Peak Load Time	13:00
Maximum Peak Load (kW)	475
Total Installed Capacity (kW)	760
Total Generator Sets (kW)	160, 600
Monthly Average Usage (kWh)	308,997.80
Yearly electricity production (kWh/yr)	3,707,973.58
Yearly Billed Amount (kW)	864,883.84
Yearly Oil Consumption (Liters)	740,890.00
Total Lube oil consumption (liter/yr)	2,635.00
Solar PV Installed (kw)/Year	-
Yearly Production from Solar PV (kWh)	-
Synchronizing Panel	Yes
Type of Synchronizing Panel	Auto
Electricity cable Installed Year	2009
Distribution Cable size/mm ²	16,25,35,50,90,150
CO2 emission (tCO ₂)	1,972.55



Population	809
Area of Island (km ²)	0.220
Distance from Male' (km)	180.4
Nearest Airport	Ifuru Airport
Electricity Provider	FENAKA
Peak Load Time	12:00
Maximum Peak Load (kW)	150
Total Installed Capacity (kW)	380
Total Generator Sets (kW)	180, 200
Monthly Average Usage (kWh)	69,662.59
Yearly electricity production (kWh/yr)	835,951.10
Yearly Billed Amount (kW)	59,524.00
Yearly Oil Consumption (Liters)	244,493.00
Total Lube oil consumption (liter/yr)	1,294.00
Solar PV Installed (kw)/Year	-
Yearly Production from Solar PV (kWh)	-
Synchronizing Panel	No
Type of Synchronizing Panel	-
Electricity cable Installed Year	2006
Distribution Cable size/mm ²	35
CO2 emission (tCO ₂)	650.94

N. VELIDHOO

N



Population	1987
Area of Island (km ²)	0.435
Distance from Male' (km)	166.9
Nearest Airport	Ifuru Airport
Electricity Provider	FENAKA
Peak Load Time	12:00
Maximum Peak Load (kW)	475
Total Installed Capacity (kW)	1110
Total Generator Sets (kW)	160, 250, 300, 400
Monthly Average Usage (kWh)	210,828.08
Yearly electricity production (kWh/yr)	2,529,937.01
Yearly Billed Amount (kW)	208,007.00
Yearly Oil Consumption (Liters)	806,232.00
Total Lube oil consumption (liter/yr)	4,789.50
Solar PV Installed (kw)/Year	-
Yearly Production from Solar PV (kWh)	-
Synchronizing Panel	Yes
Type of Synchronizing Panel	Manual
Electricity cable Installed Year	1997
Distribution Cable size/mm ²	16,25,35,50,70,95,120
CO2 emission (tCO ₂)	2,146.51

ISLAND ELECTRICITY DATA 2018 OF : RAA ATOLL



R. AN'GOLHITHEEMU



R

Population	400
Area of Island (km ²)	0.393
Distance from Male' (km)	188
Nearest Airport	Ifuru Airport
Electricity Provider	FENAKA
Peak Load Time	12:00
Maximum Peak Load (kW)	80
Total Installed Capacity (kW)	409
Total Generator Sets (kW)	80, 160, 169
Monthly Average Usage (kWh)	29,125.92
Yearly electricity production (kWh/yr)	349,511.00
Yearly Billed Amount (kW)	29,369.00
Yearly Oil Consumption (Liters)	133,441.00
Total Lube oil consumption (liter/yr)	896.00
Solar PV Installed (kw)/Year	-
Yearly Production from Solar PV (kWh)	-
Synchronizing Panel	No
Type of Synchronizing Panel	-
Electricity cable Installed Year	2006
Distribution Cable size/mm ²	25
CO2 emission (tCO ₂)	355.27



R

Population	1808
Area of Island (km ²)	0.588
Distance from Male' (km)	206.1
Nearest Airport	Ifuru Airport
Electricity Provider	FENAKA
Peak Load Time	12:00
Maximum Peak Load (kW)	368
Total Installed Capacity (kW)	1000
Total Generator Sets (kW)	400, 600
Monthly Average Usage (kWh)	138,954.83
Yearly electricity production (kWh/yr)	1,667,458.00
Yearly Billed Amount (kW)	165,034.00
Yearly Oil Consumption (Liters)	640,590.50
Total Lube oil consumption (liter/yr)	1,596.50
Solar PV Installed (kw)/Year	-
Yearly Production from Solar PV (kWh)	-
Synchronizing Panel	Yes
Type of Synchronizing Panel	Auto
Electricity cable Installed Year	1994
Distribution Cable size/mm ²	16,25,35,50,70,90,120
CO2 emission (tCO ₂)	1,705.51

R. DHUVAAFARU

R



Population	3018
Area of Island (km ²)	0.495
Distance from Male' (km)	169.3
Nearest Airport	Ifuru Airport
Electricity Provider	MWSC
Peak Load Time	12:00
Maximum Peak Load (kW)	512
Total Installed Capacity (kW)	1968
Total Generator Sets (kW)	440, 640, 888
Monthly Average Usage (kWh)	221,112.17
Yearly electricity production (kWh/yr)	2,653,346.00
Yearly Billed Amount (kW)	0.00
Yearly Oil Consumption (Liters)	727,446.00
Total Lube oil consumption (liter/yr)	4,550.00
Solar PV Installed (kw)/Year	-
Yearly Production from Solar PV (kWh)	-
Synchronizing Panel	Yes
Type of Synchronizing Panel	Auto
Electricity cable Installed Year	2012
Distribution Cable size/mm ²	35,70,95,150
CO ₂ emission (tCO ₂)	1,936.75



R

Population	322
Area of Island (km ²)	0.605
Distance from Male' (km)	152.2
Nearest Airport	Ifuru Airport
Electricity Provider	FENAKA
Peak Load Time	12:00
Maximum Peak Load (kW)	68
Total Installed Capacity (kW)	367
Total Generator Sets (kW)	48, 150, 169
Monthly Average Usage (kWh)	54,961.95
Yearly electricity production (kWh/yr)	659,543.42
Yearly Billed Amount (kW)	97,124.44
Yearly Oil Consumption (Liters)	125,535.00
Total Lube oil consumption (liter/yr)	700.50
Solar PV Installed (kw)/Year	-
Yearly Production from Solar PV (kWh)	-
Synchronizing Panel	Yes
Type of Synchronizing Panel	Manual
Electricity cable Installed Year	2000
Distribution Cable size/mm ²	35,50,64
CO ₂ emission (tCO ₂)	334.22

R. HULHUDHUFFAARU

R



Population	1137
Area of Island (km ²)	0.597
Distance from Male' (km)	184.5
Nearest Airport	Ifuru Airport
Electricity Provider	FENAKA
Peak Load Time	12:00
Maximum Peak Load (kW)	207
Total Installed Capacity (kW)	620
Total Generator Sets (kW)	120, 250, 250
Monthly Average Usage (kWh)	101,596.72
Yearly electricity production (kWh/yr)	1,219,160.60
Yearly Billed Amount (kW)	135,986.00
Yearly Oil Consumption (Liters)	349,036.00
Total Lube oil consumption (liter/yr)	1,883.50
Solar PV Installed (kw)/Year	-
Yearly Production from Solar PV (kWh)	-
Synchronizing Panel	Yes
Type of Synchronizing Panel	Manual
Electricity cable Installed Year	1994
Distribution Cable size/mm ²	16,35,50,70
CO2 emission (tCO ₂)	929.27



Population	1223
Area of Island (km ²)	0.453
Distance from Male' (km)	152.2
Nearest Airport	Ifuru Airport
Electricity Provider	FENAKA
Peak Load Time	12:00
Maximum Peak Load (kW)	2013
Total Installed Capacity (kW)	430
Total Generator Sets (kW)	80, 100, 250
Monthly Average Usage (kWh)	101,619.96
Yearly electricity production (kWh/yr)	1,219,439.55
Yearly Billed Amount (kW)	98,601.00
Yearly Oil Consumption (Liters)	414,467.00
Total Lube oil consumption (liter/yr)	1,579.00
Solar PV Installed (kw)/Year	-
Yearly Production from Solar PV (kWh)	-
Synchronizing Panel	Yes
Type of Synchronizing Panel	Auto
Electricity cable Installed Year	2014
Distribution Cable size/mm ²	25,35,50,70,90,120
CO ₂ emission (tCO ₂)	1,103.48

R. INNAMAADHOO

R



Population	570
Area of Island (km ²)	0.339
Distance from Male' (km)	160.4
Nearest Airport	Ifuru Airport
Electricity Provider	FENAKA
Peak Load Time	13:00
Maximum Peak Load (kW)	173
Total Installed Capacity (kW)	603
Total Generator Sets (kW)	80, 108, 165, 250
Monthly Average Usage (kWh)	114,834.63
Yearly electricity production (kWh/yr)	1,378,015.50
Yearly Billed Amount (kW)	595,179.00
Yearly Oil Consumption (Liters)	276,968.00
Total Lube oil consumption (liter/yr)	1,176.00
Solar PV Installed (kw)/Year	-
Yearly Production from Solar PV (kWh)	-
Synchronizing Panel	Yes
Type of Synchronizing Panel	Manual
Electricity cable Installed Year	2000
Distribution Cable size/mm ²	25120
CO2 emission (tCO ₂)	737.40



R

Population	473
Area of Island (km ²)	0.542
Distance from Male' (km)	150.6
Nearest Airport	Ifuru Airport
Electricity Provider	FENAKA
Peak Load Time	20:00
Maximum Peak Load (kW)	84
Total Installed Capacity (kW)	289
Total Generator Sets (kW)	85, 100, 104
Monthly Average Usage (kWh)	31,409.39
Yearly electricity production (kWh/yr)	376,912.65
Yearly Billed Amount (kW)	30,946.00
Yearly Oil Consumption (Liters)	134,071.82
Total Lube oil consumption (liter/yr)	860.00
Solar PV Installed (kw)/Year	-
Yearly Production from Solar PV (kWh)	-
Synchronizing Panel	No
Type of Synchronizing Panel	-
Electricity cable Installed Year	1999
Distribution Cable size/mm ²	16,25
CO ₂ emission (tCO ₂)	356.95

R. MAAKURATHU

R



Population	801
Area of Island (km ²)	0.503
Distance from Male' (km)	167.4
Nearest Airport	Ifuru Airport
Electricity Provider	FENAKA
Peak Load Time	13:00
Maximum Peak Load (kW)	170
Total Installed Capacity (kW)	320
Total Generator Sets (kW)	80, 80, 160
Monthly Average Usage (kWh)	55,852.21
Yearly electricity production (kWh/yr)	670,226.55
Yearly Billed Amount (kW)	55,611.00
Yearly Oil Consumption (Liters)	206,652.00
Total Lube oil consumption (liter/yr)	587.00
Solar PV Installed (kw)/Year	-
Yearly Production from Solar PV (kWh)	-
Synchronizing Panel	Yes
Type of Synchronizing Panel	Auto
Electricity cable Installed Year	2006
Distribution Cable size/mm ²	35,40,70
CO ₂ emission (tCO ₂)	550.19



Population	1479
Area of Island (km ²)	0.206
Distance from Male' (km)	159.8
Nearest Airport	Ifuru Airport
Electricity Provider	FENAKA
Peak Load Time	12:00
Maximum Peak Load (kW)	277
Total Installed Capacity (kW)	538
Total Generator Sets (kW)	128, 160, 250
Monthly Average Usage (kWh)	122,828.50
Yearly electricity production (kWh/yr)	1,473,942.00
Yearly Billed Amount (kW)	120,820.00
Yearly Oil Consumption (Liters)	467,601.00
Total Lube oil consumption (liter/yr)	1,899.00
Solar PV Installed (kw)/Year	-
Yearly Production from Solar PV (kWh)	-
Synchronizing Panel	Yes
Type of Synchronizing Panel	Auto
Electricity cable Installed Year	2015
Distribution Cable size/mm ²	-
CO ₂ emission (tCO ₂)	1,244.94

R. MEEDHOO

R



Population	1661
Area of Island (km ²)	0.348
Distance from Male' (km)	154.1
Nearest Airport	Ifuru Airport
Electricity Provider	FENAKA
Peak Load Time	13:00
Maximum Peak Load (kW)	357
Total Installed Capacity (kW)	700
Total Generator Sets (kW)	150, 150, 400
Monthly Average Usage (kWh)	142,308.40
Yearly electricity production (kWh/yr)	1,707,700.80
Yearly Billed Amount (kW)	143,928.00
Yearly Oil Consumption (Liters)	542,699.00
Total Lube oil consumption (liter/yr)	1,309.00
Solar PV Installed (kw)/Year	-
Yearly Production from Solar PV (kWh)	-
Synchronizing Panel	Yes
Type of Synchronizing Panel	Manual
Electricity cable Installed Year	2008
Distribution Cable size/mm ²	35,50,70
CO ₂ emission (tCO ₂)	1,444.88



R

Population	509
Area of Island (km ²)	0.384
Distance from Male' (km)	190.4
Nearest Airport	Ifuru Airport
Electricity Provider	FENAKA
Peak Load Time	12:00
Maximum Peak Load (kW)	106
Total Installed Capacity (kW)	420
Total Generator Sets (kW)	80, 160, 180
Monthly Average Usage (kWh)	46,413.67
Yearly electricity production (kWh/yr)	556,964.00
Yearly Billed Amount (kW)	45,965.00
Yearly Oil Consumption (Liters)	175,759.00
Total Lube oil consumption (liter/yr)	1,027.50
Solar PV Installed (kw)/Year	-
Yearly Production from Solar PV (kWh)	-
Synchronizing Panel	Yes
Type of Synchronizing Panel	Manual
Electricity cable Installed Year	2002
Distribution Cable size/mm ²	25,35
CO ₂ emission (tCO ₂)	467.94

R. RASMAADHOO

R



Population	512
Area of Island (km ²)	0.260
Distance from Male' (km)	162.2
Nearest Airport	Ifuru Airport
Electricity Provider	FENAKA
Peak Load Time	13:00
Maximum Peak Load (kW)	114
Total Installed Capacity (kW)	308
Total Generator Sets (kW)	108, 200
Monthly Average Usage (kWh)	42,346.68
Yearly electricity production (kWh/yr)	508,160.20
Yearly Billed Amount (kW)	42,614.00
Yearly Oil Consumption (Liters)	180,619.00
Total Lube oil consumption (liter/yr)	1,052.00
Solar PV Installed (kw)/Year	-
Yearly Production from Solar PV (kWh)	-
Synchronizing Panel	No
Type of Synchronizing Panel	-
Electricity cable Installed Year	1998
Distribution Cable size/mm ²	16,35,50,70
CO ₂ emission (tCO ₂)	480.88



Population	1503
Area of Island (km ²)	0.339
Distance from Male' (km)	173.3
Nearest Airport	Ifuru Airport
Electricity Provider	ISLAND COMMUNITY
Peak Load Time	13:30
Maximum Peak Load (kW)	590
Total Installed Capacity (kW)	1370
Total Generator Sets (kW)	380, 400, 590
Monthly Average Usage (kWh)	242,070.42
Yearly electricity production (kWh/yr)	2,904,845.00
Yearly Billed Amount (kW)	259,025.00
Yearly Oil Consumption (Liters)	761,331.00
Total Lube oil consumption (liter/yr)	2,213.00
Solar PV Installed (kw)/Year	123 kw / 2014
Yearly Production from Solar PV (kWh)	157089
Synchronizing Panel	Yes
Type of Synchronizing Panel	Auto
Electricity cable Installed Year	2009
Distribution Cable size/mm ²	25,35,50,70,95,120
CO ₂ emission (tCO ₂)	2,026.97

R. VAADHOO

R



Population	397
Area of Island (km ²)	0.382
Distance from Male' (km)	196.1
Nearest Airport	Ifuru Airport
Electricity Provider	FENAKA
Peak Load Time	12:00
Maximum Peak Load (kW)	86
Total Installed Capacity (kW)	304
Total Generator Sets (kW)	40, 80, 80, 104
Monthly Average Usage (kWh)	34,995.50
Yearly electricity production (kWh/yr)	419,946.00
Yearly Billed Amount (kW)	36,068.00
Yearly Oil Consumption (Liters)	151,572.00
Total Lube oil consumption (liter/yr)	802.30
Solar PV Installed (kw)/Year	-
Yearly Production from Solar PV (kWh)	-
Synchronizing Panel	No
Type of Synchronizing Panel	-
Electricity cable Installed Year	1998
Distribution Cable size/mm ²	16,35,50,70
CO2 emission (tCO ₂)	403.55

ISLAND ELECTRICITY DATA 2018 OF :
BAA ATOLL



B. DHARAVANDHOO



B

Population	839
Area of Island (km ²)	0.539
Distance from Male' (km)	115.6
Nearest Airport	Dharavandhoo Airport
Electricity Provider	FENAKA
Peak Load Time	12:00
Maximum Peak Load (kW)	365
Total Installed Capacity (kW)	700
Total Generator Sets (kW)	100, 200, 400
Monthly Average Usage (kWh)	137,214.24
Yearly electricity production (kWh/yr)	1,646,570.84
Yearly Billed Amount (kW)	135,874.00
Yearly Oil Consumption (Liters)	707,960.00
Total Lube oil consumption (liter/yr)	3,034.00
Solar PV Installed (kw)/Year	-
Yearly Production from Solar PV (kWh)	-
Synchronizing Panel	Yes
Type of Synchronizing Panel	Auto
Electricity cable Installed Year	2000
Distribution Cable size/mm ²	25,50,90
CO ₂ emission (tCO ₂)	1,884.87



B

Population	369
Area of Island (km ²)	0.175
Distance from Male' (km)	121.3
Nearest Airport	Dharavandhoo Airport
Electricity Provider	FENAKA
Peak Load Time	12:00
Maximum Peak Load (kW)	87
Total Installed Capacity (kW)	128
Total Generator Sets (kW)	48, 80
Monthly Average Usage (kWh)	29,949.44
Yearly electricity production (kWh/yr)	359,393.30
Yearly Billed Amount (kW)	30,276.00
Yearly Oil Consumption (Liters)	147,087.00
Total Lube oil consumption (liter/yr)	663.00
Solar PV Installed (kw)/Year	-
Yearly Production from Solar PV (kWh)	-
Synchronizing Panel	No
Type of Synchronizing Panel	0
Electricity cable Installed Year	1988
Distribution Cable size/mm ²	16,25
CO2 emission (tCO ₂)	391.60

B. EYDHAFUSHI



B

Population	2626
Area of Island (km ²)	0.309
Distance from Male' (km)	113.3
Nearest Airport	Dharavandhoo Airport
Electricity Provider	FENAKA
Peak Load Time	13:00
Maximum Peak Load (kW)	993
Total Installed Capacity (kW)	2100
Total Generator Sets (kW)	300, 400, 600, 800
Monthly Average Usage (kWh)	419,620.43
Yearly electricity production (kWh/yr)	5,035,445.10
Yearly Billed Amount (kW)	353,759.00
Yearly Oil Consumption (Liters)	1,373,595.00
Total Lube oil consumption (liter/yr)	5,716.00
Solar PV Installed (kw)/Year	-
Yearly Production from Solar PV (kWh)	-
Synchronizing Panel	Yes
Type of Synchronizing Panel	Auto
Electricity cable Installed Year	1994
Distribution Cable size/mm ²	16,25,35,50,70,90,95,120
CO2 emission (tCO ₂)	3,657.06



B

Population	107
Area of Island (km ²)	0.235
Distance from Male' (km)	98.7
Nearest Airport	Dharavandhoo Airport
Electricity Provider	FENAKA
Peak Load Time	11:30-14:00
Maximum Peak Load (kW)	35
Total Installed Capacity (kW)	80
Total Generator Sets (kW)	30, 50
Monthly Average Usage (kWh)	18,070.52
Yearly electricity production (kWh/yr)	216,846.20
Yearly Billed Amount (kW)	189,400.00
Yearly Oil Consumption (Liters)	76,760.00
Total Lube oil consumption (liter/yr)	0.00
Solar PV Installed (kw)/Year	-
Yearly Production from Solar PV (kWh)	-
Synchronizing Panel	No
Type of Synchronizing Panel	-
Electricity cable Installed Year	1990
Distribution Cable size/mm ²	-
CO2 emission (tCO ₂)	204.37

B. FULHADHOO



B

Population	220
Area of Island (km ²)	0.283
Distance from Male' (km)	101.1
Nearest Airport	Dharavandhoo Airport
Electricity Provider	FENAKA
Peak Load Time	12:00
Maximum Peak Load (kW)	70
Total Installed Capacity (kW)	160
Total Generator Sets (kW)	80, 80
Monthly Average Usage (kWh)	22,510.97
Yearly electricity production (kWh/yr)	270,131.65
Yearly Billed Amount (kW)	24,366.00
Yearly Oil Consumption (Liters)	110,847.00
Total Lube oil consumption (liter/yr)	311.00
Solar PV Installed (kw)/Year	-
Yearly Production from Solar PV (kWh)	-
Synchronizing Panel	No
Type of Synchronizing Panel	-
Electricity cable Installed Year	1996
Distribution Cable size/mm ²	-
CO2 emission (tCO ₂)	295.12



B

Population	548
Area of Island (km ²)	1.637
Distance from Male' (km)	96.5
Nearest Airport	Dharavandhoo Airport
Electricity Provider	FENAKA
Peak Load Time	17:00
Maximum Peak Load (kW)	163
Total Installed Capacity (kW)	410
Total Generator Sets (kW)	60, 100, 250
Monthly Average Usage (kWh)	61,845.66
Yearly electricity production (kWh/yr)	742,147.95
Yearly Billed Amount (kW)	57,644.00
Yearly Oil Consumption (Liters)	206,145.00
Total Lube oil consumption (liter/yr)	1,167.00
Solar PV Installed (kw)/Year	-
Yearly Production from Solar PV (kWh)	-
Synchronizing Panel	Yes
Type of Synchronizing Panel	Auto
Electricity cable Installed Year	2010
Distribution Cable size/mm ²	16,50
CO2 emission (tCO ₂)	548.84

B. HITHAADHOO



B

Population	718
Area of Island (km ²)	0.314
Distance from Male' (km)	113
Nearest Airport	Dharavandhoo Airport
Electricity Provider	FENAKA
Peak Load Time	12:00
Maximum Peak Load (kW)	131.58
Total Installed Capacity (kW)	406
Total Generator Sets (kW)	100, 146, 160
Monthly Average Usage (kWh)	65,577.22
Yearly electricity production (kWh/yr)	786,926.60
Yearly Billed Amount (kW)	112,250.00
Yearly Oil Consumption (Liters)	207,905.00
Total Lube oil consumption (liter/yr)	862.00
Solar PV Installed (kw)/Year	-
Yearly Production from Solar PV (kWh)	-
Synchronizing Panel	No
Type of Synchronizing Panel	-
Electricity cable Installed Year	1994
Distribution Cable size/mm ²	16,25,35
CO ₂ emission (tCO ₂)	553.53



B

Population	471
Area of Island (km ²)	0.202
Distance from Male' (km)	129.5
Nearest Airport	Dharavandhoo Airport
Electricity Provider	FENAKA
Peak Load Time	12:00
Maximum Peak Load (kW)	155
Total Installed Capacity (kW)	360
Total Generator Sets (kW)	180, 180
Monthly Average Usage (kWh)	56,496.75
Yearly electricity production (kWh/yr)	677,961.00
Yearly Billed Amount (kW)	60,085.00
Yearly Oil Consumption (Liters)	252,654.00
Total Lube oil consumption (liter/yr)	614.00
Solar PV Installed (kw)/Year	-
Yearly Production from Solar PV (kWh)	-
Synchronizing Panel	No
Type of Synchronizing Panel	-
Electricity cable Installed Year	2014
Distribution Cable size/mm ²	6,16,25,35,50
CO2 emission (tCO ₂)	672.67

B. KENDHOO



B

Population	868
Area of Island (km ²)	0.179
Distance from Male' (km)	134.3
Nearest Airport	Dharavandhoo Airport
Electricity Provider	FENAKA
Peak Load Time	12:30
Maximum Peak Load (kW)	200
Total Installed Capacity (kW)	571
Total Generator Sets (kW)	121, 200, 250
Monthly Average Usage (kWh)	81,332.11
Yearly electricity production (kWh/yr)	975,985.30
Yearly Billed Amount (kW)	84,314.00
Yearly Oil Consumption (Liters)	347,306.00
Total Lube oil consumption (liter/yr)	1,414.00
Solar PV Installed (kw)/Year	-
Yearly Production from Solar PV (kWh)	-
Synchronizing Panel	Yes
Type of Synchronizing Panel	Auto
Electricity cable Installed Year	1994
Distribution Cable size/mm ²	-
CO2 emission (tCO ₂)	924.67



B

Population	364
Area of Island (km ²)	0.314
Distance from Male' (km)	122.4
Nearest Airport	Dharavandhoo Airport
Electricity Provider	FENAKA
Peak Load Time	12:00
Maximum Peak Load (kW)	80
Total Installed Capacity (kW)	258
Total Generator Sets (kW)	64, 90, 104
Monthly Average Usage (kWh)	31,556.08
Yearly electricity production (kWh/yr)	378,672.90
Yearly Billed Amount (kW)	46,534.00
Yearly Oil Consumption (Liters)	134,718.48
Total Lube oil consumption (liter/yr)	755.00
Solar PV Installed (kw)/Year	-
Yearly Production from Solar PV (kWh)	-
Synchronizing Panel	No
Type of Synchronizing Panel	-
Electricity cable Installed Year	2004
Distribution Cable size/mm ²	16,25,35
CO2 emission (tCO ₂)	358.67

B. KUDARIKILU



B

Population	429
Area of Island (km ²)	0.187
Distance from Male' (km)	133.7
Nearest Airport	Dharavandhoo Airport
Electricity Provider	FENAKA
Peak Load Time	12:00
Maximum Peak Load (kW)	106
Total Installed Capacity (kW)	260
Total Generator Sets (kW)	100, 160
Monthly Average Usage (kWh)	41,099.53
Yearly electricity production (kWh/yr)	493,194.40
Yearly Billed Amount (kW)	41,143.00
Yearly Oil Consumption (Liters)	160,799.00
Total Lube oil consumption (liter/yr)	503.00
Solar PV Installed (kw)/Year	-
Yearly Production from Solar PV (kWh)	-
Synchronizing Panel	No
Type of Synchronizing Panel	-
Electricity cable Installed Year	2008
Distribution Cable size/mm ²	16,25,35,50
CO2 emission (tCO ₂)	428.11



B

Population	485
Area of Island (km ²)	0.256
Distance from Male' (km)	114.5
Nearest Airport	Dharavandhoo Airport
Electricity Provider	FENAKA
Peak Load Time	12:15
Maximum Peak Load (kW)	136
Total Installed Capacity (kW)	536
Total Generator Sets (kW)	100, 128, 148, 160
Monthly Average Usage (kWh)	59,759.38
Yearly electricity production (kWh/yr)	717,112.60
Yearly Billed Amount (kW)	118,744.00
Yearly Oil Consumption (Liters)	222,540.00
Total Lube oil consumption (liter/yr)	1,576.00
Solar PV Installed (kw)/Year	-
Yearly Production from Solar PV (kWh)	-
Synchronizing Panel	No
Type of Synchronizing Panel	-
Electricity cable Installed Year	1998
Distribution Cable size/mm ²	25
CO2 emission (tCO ₂)	592.49

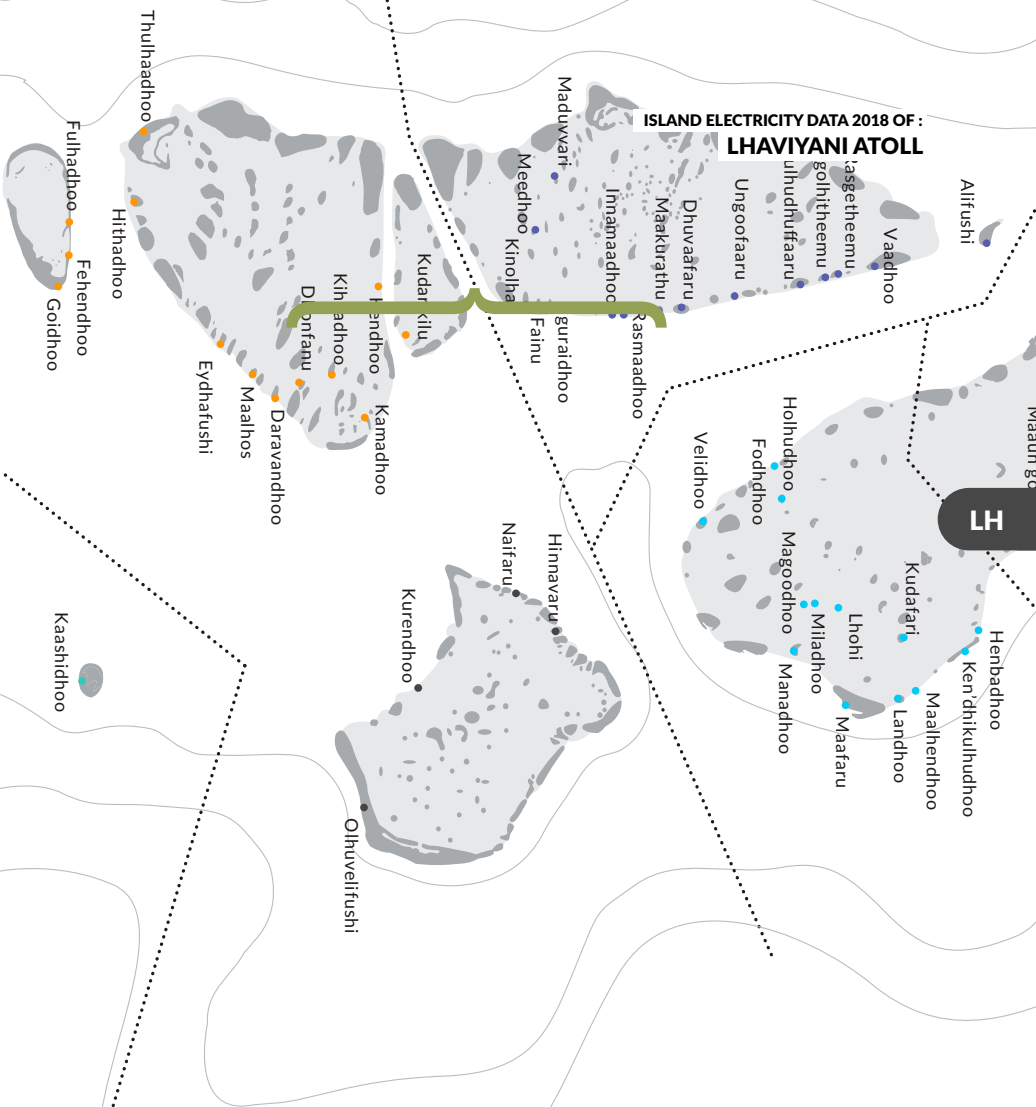
B. THULHAADHOO



B

Population	1505
Area of Island (km ²)	0.247
Distance from Male' (km)	119.8
Nearest Airport	Dharavandhoo Airport
Electricity Provider	FENAKA
Peak Load Time	12:30
Maximum Peak Load (kW)	420
Total Installed Capacity (kW)	700
Total Generator Sets (kW)	200, 250, 250
Monthly Average Usage (kWh)	152,255.78
Yearly electricity production (kWh/yr)	1,827,069.30
Yearly Billed Amount (kW)	179,885.00
Yearly Oil Consumption (Liters)	610,236.00
Total Lube oil consumption (liter/yr)	1,911.00
Solar PV Installed (kw)/Year	-
Yearly Production from Solar PV (kWh)	-
Synchronizing Panel	Yes
Type of Synchronizing Panel	Auto
Electricity cable Installed Year	2000
Distribution Cable size/mm ²	35,50,70,95
CO ₂ emission (tCO ₂)	1,624.69

ISLAND ELECTRICITY DATA 2018 OF :
LHAVIYANI ATOLL



LH

LH. HINNAVARU



LH

Population	2490
Area of Island (km ²)	0.200
Distance from Male' (km)	144.8
Nearest Airport	Dharavandhoo Airport
Electricity Provider	FENAKA
Peak Load Time	12:30
Maximum Peak Load (kW)	635
Total Installed Capacity (kW)	1160
Total Generator Sets (kW)	200, 360, 600
Monthly Average Usage (kWh)	279,950.08
Yearly electricity production (kWh/yr)	3,359,401.00
Yearly Billed Amount (kW)	274,964.00
Yearly Oil Consumption (Liters)	1,082,101.00
Total Lube oil consumption (liter/yr)	5,015.00
Solar PV Installed (kw)/Year	-
Yearly Production from Solar PV (kWh)	-
Synchronizing Panel	Yes
Type of Synchronizing Panel	Auto
Electricity cable Installed Year	1998
Distribution Cable size/mm ²	4,6,16,25,35,50,70,90,110
CO2 emission (tCO ₂)	2,880.99



Population	1230
Area of Island (km ²)	0.200
Distance from Male' (km)	152
Nearest Airport	Dharavandhoo Airport
Electricity Provider	FENAKA
Peak Load Time	12:30
Maximum Peak Load (kW)	326
Total Installed Capacity (kW)	504
Total Generator Sets (kW)	104, 150, 250
Monthly Average Usage (kWh)	126,381.88
Yearly electricity production (kWh/yr)	1,516,582.50
Yearly Billed Amount (kW)	124,965.00
Yearly Oil Consumption (Liters)	483,288.00
Total Lube oil consumption (liter/yr)	1,782.00
Solar PV Installed (kw)/Year	-
Yearly Production from Solar PV (kWh)	-
Synchronizing Panel	Yes
Type of Synchronizing Panel	Auto
Electricity cable Installed Year	2005
Distribution Cable size/mm ²	4,6,16,25,35,50,70
CO ₂ emission (tCO ₂)	1,286.71

LH. NAIFARU



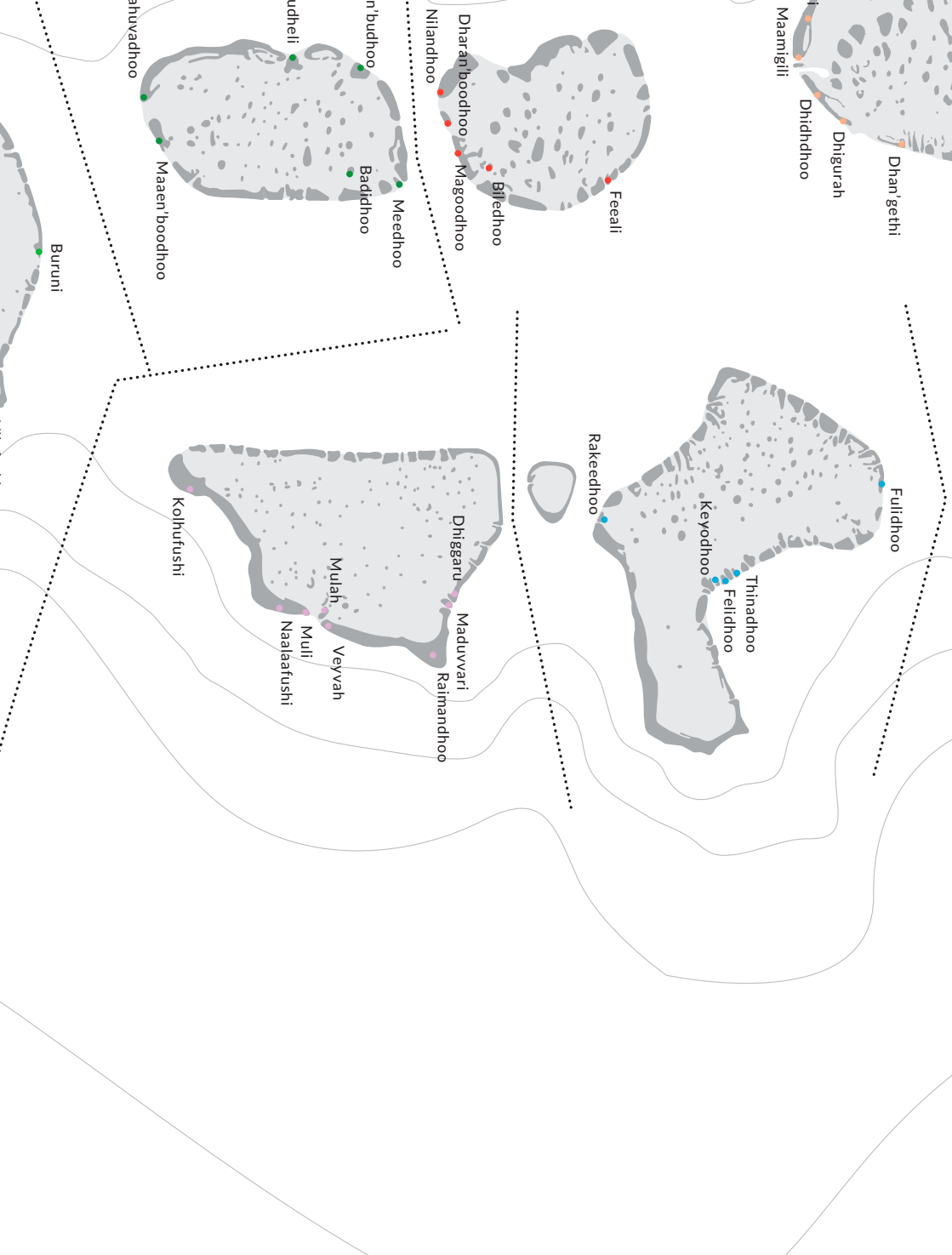
LH

Population	4141
Area of Island (km ²)	0.500
Distance from Male' (km)	141.7
Nearest Airport	Dharavandhoo Airport
Electricity Provider	FENAKA
Peak Load Time	12:00
Maximum Peak Load (kW)	951
Total Installed Capacity (kW)	2468
Total Generator Sets (kW)	300, 648, 720, 800
Monthly Average Usage (kWh)	445,564.50
Yearly electricity production (kWh/yr)	5,346,774.00
Yearly Billed Amount (kW)	547,433.00
Yearly Oil Consumption (Liters)	1,330,661.00
Total Lube oil consumption (liter/yr)	6,852.00
Solar PV Installed (kw)/Year	-
Yearly Production from Solar PV (kWh)	-
Synchronizing Panel	Yes
Type of Synchronizing Panel	Auto
Electricity cable Installed Year	1995
Distribution Cable size/mm ²	4,6,16,25,35,50,70,90,110
CO2 emission (tCO ₂)	3,542.75



LH

Population	519
Area of Island (km ²)	0.300
Distance from Male' (km)	122.6
Nearest Airport	Dharavandhoo Airport
Electricity Provider	FENAKA
Peak Load Time	12:00
Maximum Peak Load (kW)	125
Total Installed Capacity (kW)	360
Total Generator Sets (kW)	100, 100, 160
Monthly Average Usage (kWh)	57,360.50
Yearly electricity production (kWh/yr)	688,326.00
Yearly Billed Amount (kW)	53,659.00
Yearly Oil Consumption (Liters)	238,240.00
Total Lube oil consumption (liter/yr)	1,471.00
Solar PV Installed (kw)/Year	-
Yearly Production from Solar PV (kWh)	-
Synchronizing Panel	Yes
Type of Synchronizing Panel	Auto
Electricity cable Installed Year	2004
Distribution Cable size/mm ²	4,6,16,25,35,50
CO2 emission (tCO ₂)	634.29



Dhan'gethi

Dhigurah

Dhidhdhoo

Maamigili

Feeli

Bileedhoo

Dharaan'boodhoo

Nilandhoo

Meedhoo

Baddidhoo

n'budhoo

udheli

Maen'boodhoo

ahuvadhoo

Buruni

Fullidhoo

Rakeedhoo

Thinadhoo

Keyodhoo

Felidhoo

Dhiggaru

Maduvvari

Raimandhoo

Veyvah

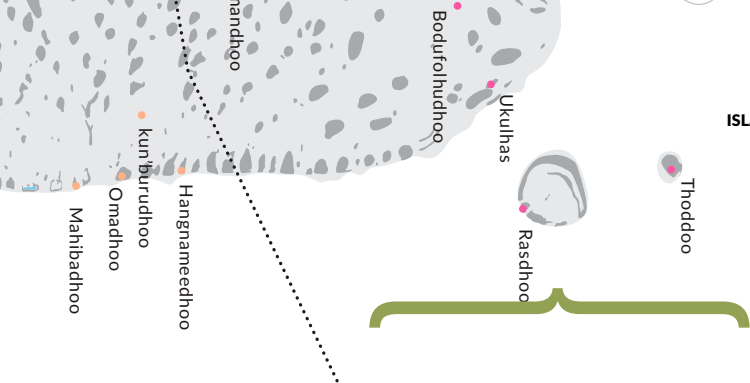
Muli

Naalaafushi

Mulah

Kolhufushi

ISLAND ELECTRICITY DATA 2018 OF :
KAAFU ATOLL



K
Kaasmdhoo



K. DHIFFUSHI



K

Population	1024
Area of Island (km ²)	0.200
Distance from Male' (km)	37
Nearest Airport	Velana International Airport
Electricity Provider	STELCO
Peak Load Time	12:30
Maximum Peak Load (kW)	431
Total Installed Capacity (kW)	664
Total Generator Sets (kW)	160, 200, 304
Monthly Average Usage (kWh)	130,211.50
Yearly electricity production (kWh/yr)	1,562,538.00
Yearly Billed Amount (kW)	140,801.00
Yearly Oil Consumption (Liters)	438,236.00
Total Lube oil consumption (liter/yr)	1,446.00
Solar PV Installed (kw)/Year	40kw / 2016
Yearly Production from Solar PV (kWh)	66069.52
Synchronizing Panel	Yes
Type of Synchronizing Panel	Manual
Electricity cable Installed Year	2015
Distribution Cable size/mm ²	6,16,25,35,50,70,95
CO2 emission (tCO ₂)	1,166.76



Population	1061
Area of Island (km ²)	0.200
Distance from Male' (km)	61.1
Nearest Airport	Velana International Airport
Electricity Provider	STELCO
Peak Load Time	12:30
Maximum Peak Load (kW)	301
Total Installed Capacity (kW)	860
Total Generator Sets (kW)	160, 300, 400
Monthly Average Usage (kWh)	115,888.92
Yearly electricity production (kWh/yr)	1,390,667.00
Yearly Billed Amount (kW)	122,670.00
Yearly Oil Consumption (Liters)	394,777.00
Total Lube oil consumption (liter/yr)	1,213.00
Solar PV Installed (kw)/Year	-
Yearly Production from Solar PV (kWh)	-
Synchronizing Panel	Yes
Type of Synchronizing Panel	Auto
Electricity cable Installed Year	2016
Distribution Cable size/mm ²	16,25
CO ₂ emission (tCO ₂)	1,051.05

K. GULHI



K

Population	893
Area of Island (km ²)	0.100
Distance from Male' (km)	22.2
Nearest Airport	Velana International Airport
Electricity Provider	STELCO
Peak Load Time	12:30
Maximum Peak Load (kW)	240
Total Installed Capacity (kW)	792
Total Generator Sets (kW)	128, 400, 264
Monthly Average Usage (kWh)	91,507.42
Yearly electricity production (kWh/yr)	1,098,089.00
Yearly Billed Amount (kW)	95,979.00
Yearly Oil Consumption (Liters)	325,878.00
Total Lube oil consumption (liter/yr)	1,119.00
Solar PV Installed (kw)/Year	-
Yearly Production from Solar PV (kWh)	-
Synchronizing Panel	Yes
Type of Synchronizing Panel	Manual
Electricity cable Installed Year	2004
Distribution Cable size/mm ²	35,50,70
CO ₂ emission (tCO ₂)	867.62



Population	1605
Area of Island (km ²)	0.200
Distance from Male' (km)	32
Nearest Airport	Velana International Airport
Electricity Provider	STELCO
Peak Load Time	12:30
Maximum Peak Load (kW)	531
Total Installed Capacity (kW)	1350
Total Generator Sets (kW)	360, 400, 590
Monthly Average Usage (kWh)	220,468.78
Yearly electricity production (kWh/yr)	2,645,625.33
Yearly Billed Amount (kW)	223,494.00
Yearly Oil Consumption (Liters)	740,228.00
Total Lube oil consumption (liter/yr)	1,757.00
Solar PV Installed (kw)/Year	60kw/ 2012
Yearly Production from Solar PV (kWh)	59661
Synchronizing Panel	Yes
Type of Synchronizing Panel	Auto
Electricity cable Installed Year	1998
Distribution Cable size/mm ²	-
CO ₂ emission (tCO ₂)	1,970.78

K. HIMMAFUSHI



K

Population	1308
Area of Island (km ²)	0.300
Distance from Male' (km)	15.7
Nearest Airport	Velana International Airport
Electricity Provider	STELCO
Peak Load Time	19:30
Maximum Peak Load (kW)	540
Total Installed Capacity (kW)	1240
Total Generator Sets (kW)	200, 200, 250, 590
Monthly Average Usage (kWh)	216,517.92
Yearly electricity production (kWh/yr)	2,598,215.00
Yearly Billed Amount (kW)	0.00
Yearly Oil Consumption (Liters)	770,166.00
Total Lube oil consumption (liter/yr)	3,433.00
Solar PV Installed (kw)/Year	70kw
Yearly Production from Solar PV (kWh)	5673
Synchronizing Panel	Yes
Type of Synchronizing Panel	Auto
Electricity cable Installed Year	2001
Distribution Cable size/mm ²	70120
CO ₂ emission (tCO ₂)	2,050.49



Population	15769
Area of Island (km ²)	2.000
Distance from Male' (km)	4.1
Nearest Airport	Velana International Airport
Electricity Provider	STELCO
Peak Load Time	21:00
Total daily peak load (kw)	-
Total Installed Capacity (kW)	17400
Installed Gen sets	800, 1000x7, 1600x6
Monthly Average Usage (kWh)	4,272,559.50
Yearly electricity production (kWh/yr)	51,270,714.00
Yearly Billed Amount (kW)	46,034,939.00
Oil Consumption Yearly	13,536,795.00
Total Lube oil consumption (liter/yr)	68,916.00
Solar PV Installed (kw)/Year	-
Yearly Production from Solar PV (kwh)	-
Synchronizing Panel	Yes
Type of Synchronizing Panel	Auto
Electricity cable Installed Year	2003
Distribution Cable size/mm ²	70185
CO2 emission (tCO ₂)	36,040.36

K. HURAA



K

Population	1142
Area of Island (km ²)	0.300
Distance from Male' (km)	19.1
Nearest Airport	Velana International Airport
Electricity Provider	ISLAND COMMUNITY
Peak Load Time	12:00
Maximum Peak Load (kW)	707
Total Installed Capacity (kW)	910
Total Generator Sets (kW)	100360450
Monthly Average Usage (kWh)	0.00
Yearly electricity production (kWh/yr)	0.00
Yearly Billed Amount (kW)	1,188,437.22
Yearly Oil Consumption (Liters)	888,230.00
Total Lube oil consumption (liter/yr)	3,995.25
Solar PV Installed (kw)/Year	-
Yearly Production from Solar PV (kWh)	-
Synchronizing Panel	Yes
Type of Synchronizing Panel	Manuel
Electricity cable Installed Year	2002/2015
Distribution Cable size/mm ²	35,75,95,150,185
CO2 emission (tCO ₂)	2,364.82



K

Population	1865
Area of Island (km ²)	2.800
Distance from Male' (km)	85.4
Nearest Airport	Dharavandhoo Airport
Electricity Provider	STELCO
Peak Load Time	12:00
Maximum Peak Load (kW)	339
Total Installed Capacity (kW)	1200
Total Generator Sets (kW)	160, 200, 250, 590
Monthly Average Usage (kWh)	179,336.58
Yearly electricity production (kWh/yr)	2,152,039.00
Yearly Billed Amount (kW)	189,536.00
Yearly Oil Consumption (Liters)	616,960.00
Total Lube oil consumption (liter/yr)	2,653.00
Solar PV Installed (kw)/Year	45kw / 2012
Yearly Production from Solar PV (kWh)	41519
Synchronizing Panel	Yes
Type of Synchronizing Panel	Manual
Electricity cable Installed Year	2000
Distribution Cable size/mm ²	35, 120
CO2 emission (tCO ₂)	1,642.59

K. MAAFUSHI



K

Population	2692
Area of Island (km ²)	0.400
Distance from Male' (km)	26.1
Nearest Airport	Velana International Airport
Electricity Provider	STELCO
Peak Load Time	19:00
Maximum Peak Load (kW)	1389
Total Installed Capacity (kW)	4079
Total Generator Sets (kW)	590, 889, 1000, 1600
Monthly Average Usage (kWh)	573,487.00
Yearly electricity production (kWh/yr)	6,881,844.00
Yearly Billed Amount (kW)	629,814.00
Yearly Oil Consumption (Liters)	1,878,223.00
Total Lube oil consumption (liter/yr)	8,443.00
Solar PV Installed (kw)/Year	135kw / 2012
Yearly Production from Solar PV (kWh)	179223
Synchronizing Panel	Yes
Type of Synchronizing Panel	Auto
Electricity cable Installed Year	1997
Distribution Cable size/mm ²	70, 120
CO ₂ emission (tCO ₂)	5,000.58



Population	127079
Area of Island (km ²)	1.900
Distance from Male' (km)	0
Nearest Airport	Velana International Airport
Electricity Provider	STELCO
Peak Load Time	15:00
Maximum Peak Load (kW)	56048
Total Installed Capacity (kW)	80320
Total Generator Sets (kW)	1000x6, 1600x9, 2000x2, 2160x3, 4320, 5760, 6500x2, 8730x2, 8900
Monthly Average Usage (kWh)	28,080,134.33
Yearly electricity production (kWh/yr)	336,961,612.00
Yearly Billed Amount (kW)	27,772,229.00
Yearly Oil Consumption (Liters)	86,055,128.00
Total Lube oil consumption (liter/yr)	273,114.00
Solar PV Installed (kw)/Year	675kw / 2013
Yearly Production from Solar PV (kWh)	911325
Synchronizing Panel	Yes
Type of Synchronizing Panel	Auto
Electricity cable Installed Year	1949
Distribution Cable size/mm ²	70180
CO2 emission (tCO ₂)	229,113.17

K. THULUSDHOO

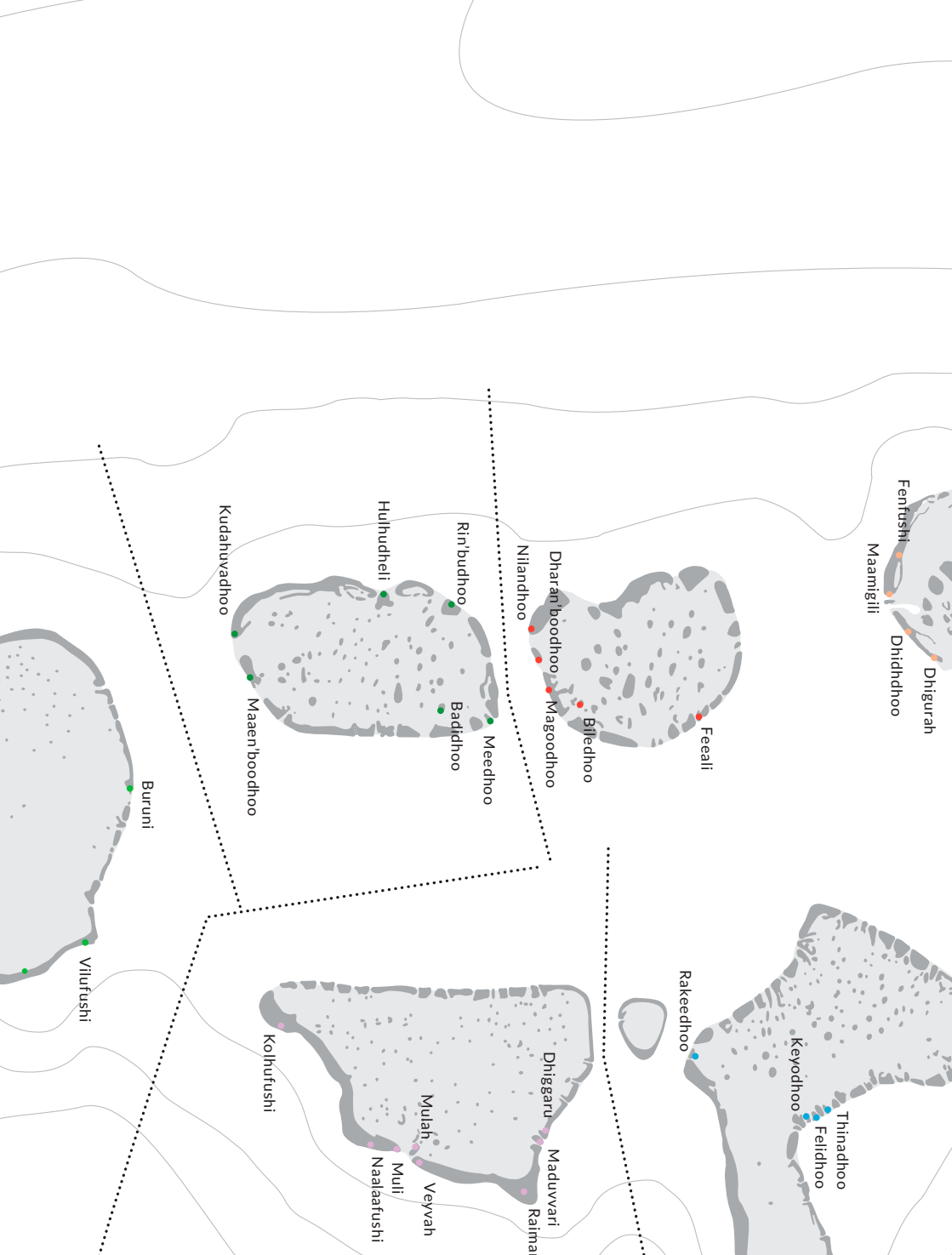


K

Population	1388
Area of Island (km ²)	0.400
Distance from Male' (km)	26.7
Nearest Airport	Velana International Airport
Electricity Provider	STELCO
Peak Load Time	12:30
Maximum Peak Load (kW)	636
Total Installed Capacity (kW)	1160
Total Generator Sets (kW)	200, 200, 320, 440
Monthly Average Usage (kWh)	240,137.08
Yearly electricity production (kWh/yr)	2,881,645.00
Yearly Billed Amount (kW)	252,495.00
Yearly Oil Consumption (Liters)	807,482.91
Total Lube oil consumption (liter/yr)	2,041.00
Solar PV Installed (kw)/Year	30kw / 2012
Yearly Production from Solar PV (kWh)	79566
Synchronizing Panel	Yes
Type of Synchronizing Panel	Auto
Electricity cable Installed Year	1995
Distribution Cable size/mm ²	35,50,70,90
CO2 emission (tCO ₂)	2,149.84



Population	7790
Area of Island (km ²)	0.300
Distance from Male' (km)	3.7
Nearest Airport	Velana International Airport
Electricity Provider	STELCO
Peak Load Time	21:30
Maximum Peak Load (kW)	2031
Total Installed Capacity (kW)	4000
Total Generator Sets (kW)	1000, 1000, 1000, 1000
Monthly Average Usage (kWh)	1,041,616.67
Yearly electricity production (kWh/yr)	12,499,400.00
Yearly Billed Amount (kW)	1,100,998.00
Yearly Oil Consumption (Liters)	3,458,394.97
Total Lube oil consumption (liter/yr)	12,992.00
Solar PV Installed (kw)/Year	-
Yearly Production from Solar PV (kWh)	332960.7
Synchronizing Panel	Yes
Type of Synchronizing Panel	Auto
Electricity cable Installed Year	1997
Distribution Cable size/mm ²	35-150
CO ₂ emission (tCO ₂)	9,207.63



Fentushi
Dhiigurah
Dhiidhdhoo

Maamigiili

Feealii

Biliedhoo

Magoodhoo

Dharaan boodhoo

Nilandhoo

Rin'budhoo

Meedhoo

Badidhoo

Hulhudeheli

Maanen boodhoo

Kudahnuvadhoon

Buruni

Vilufushi

Keyodhoo

Thinnadhoo

Felidhoo

Rakeedhoo

Rainna

Maduvvari

Dhiigaruu

Muih

Veyvah

Muii

Naalaafushi

Kolhufushi

ISLAND ELECTRICITY DATA 2018 OF :
ALIFU ALIFU ATOLL



AA. BODUFOLHUDHOO



AA

Population	607
Area of Island (km ²)	0.087
Distance from Male' (km)	81.3
Nearest Airport	Maamigili Airport
Electricity Provider	STELCO
Peak Load Time	13:30
Maximum Peak Load (kW)	180
Total Installed Capacity (kW)	416
Total Generator Sets (kW)	112, 128, 176
Monthly Average Usage (kWh)	64,818.00
Yearly electricity production (kWh/yr)	777,816.00
Yearly Billed Amount (kW)	69,743.00
Yearly Oil Consumption (Liters)	236,597.09
Total Lube oil consumption (liter/yr)	835.75
Solar PV Installed (kw)/Year	-
Yearly Production from Solar PV (kWh)	-
Synchronizing Panel	Yes
Type of Synchronizing Panel	Auto
Electricity cable Installed Year	2001
Distribution Cable size/mm ²	35
CO ₂ emission (tCO ₂)	629.92



Population	437
Area of Island (km ²)	0.442
Distance from Male' (km)	89.8
Nearest Airport	Maamigili Airport
Electricity Provider	STELCO
Peak Load Time	13:00
Maximum Peak Load (kW)	135
Total Installed Capacity (kW)	444
Total Generator Sets (kW)	128, 140, 176
Monthly Average Usage (kWh)	51,402.22
Yearly electricity production (kWh/yr)	616,826.60
Yearly Billed Amount (kW)	50,268.00
Yearly Oil Consumption (Liters)	186,001.00
Total Lube oil consumption (liter/yr)	728.00
Solar PV Installed (kw)/Year	-
Yearly Production from Solar PV (kWh)	-
Synchronizing Panel	No
Type of Synchronizing Panel	0
Electricity cable Installed Year	2006
Distribution Cable size/mm ²	22,35,50,70,95
CO2 emission (tCO ₂)	495.21

AA. HIMANDHOO



AA

Population	703
Area of Island (km ²)	0.231
Distance from Male' (km)	90
Nearest Airport	Maamigili Airport
Electricity Provider	STELCO
Peak Load Time	12:00
Maximum Peak Load (kW)	212
Total Installed Capacity (kW)	612
Total Generator Sets (kW)	112, 160, 220, 120
Monthly Average Usage (kWh)	74,820.92
Yearly electricity production (kWh/yr)	897,851.00
Yearly Billed Amount (kW)	80,213.00
Yearly Oil Consumption (Liters)	273,920.00
Total Lube oil consumption (liter/yr)	857.50
Solar PV Installed (kw)/Year	-
Yearly Production from Solar PV (kWh)	-
Synchronizing Panel	Yes
Type of Synchronizing Panel	Auto
Electricity cable Installed Year	2005
Distribution Cable size/mm ²	25,35,50,70
CO ₂ emission (tCO ₂)	729.28



Population	426
Area of Island (km ²)	0.319
Distance from Male' (km)	91.5
Nearest Airport	Maamigili Airport
Electricity Provider	STELCO
Peak Load Time	11:30
Maximum Peak Load (kW)	124.48
Total Installed Capacity (kW)	476
Total Generator Sets (kW)	80, 176, 140, 80
Monthly Average Usage (kWh)	57,359.25
Yearly electricity production (kWh/yr)	688,311.00
Yearly Billed Amount (kW)	70,790.00
Yearly Oil Consumption (Liters)	199,378.00
Total Lube oil consumption (liter/yr)	820.00
Solar PV Installed (kw)/Year	-
Yearly Production from Solar PV (kWh)	-
Synchronizing Panel	Yes
Type of Synchronizing Panel	Auto
Electricity cable Installed Year	1989
Distribution Cable size/mm ²	4,16,30,50,64,70,95
CO ₂ emission (tCO ₂)	530.82

AA. MATHIVERI



AA

Population	578
Area of Island (km ²)	0.219
Distance from Male' (km)	86.9
Nearest Airport	Velana International Airport
Electricity Provider	STELCO
Peak Load Time	N/A
Maximum Peak Load (kW)	240
Total Installed Capacity (kW)	920
Total Generator Sets (kW)	160, 176, 184, 400
Monthly Average Usage (kWh)	90,722.83
Yearly electricity production (kWh/yr)	1,088,674.00
Yearly Billed Amount (kW)	93,607.00
Yearly Oil Consumption (Liters)	326,604.00
Total Lube oil consumption (liter/yr)	1,378.00
Solar PV Installed (kw)/Year	-
Yearly Production from Solar PV (kWh)	-
Synchronizing Panel	Yes
Type of Synchronizing Panel	Auto
Electricity cable Installed Year	0
Distribution Cable size/mm ²	-
CO ₂ emission (tCO ₂)	869.55



Population	1065
Area of Island (km ²)	0.201
Distance from Male' (km)	58
Nearest Airport	Velana International Airport
Electricity Provider	STELCO
Peak Load Time	12:30
Maximum Peak Load (kW)	495
Total Installed Capacity (kW)	1218
Total Generator Sets (kW)	440, 250, 528
Monthly Average Usage (kWh)	208,092.67
Yearly electricity production (kWh/yr)	2,497,112.00
Yearly Billed Amount (kW)	322,780.00
Yearly Oil Consumption (Liters)	669,768.00
Total Lube oil consumption (liter/yr)	1,697.00
Solar PV Installed (kw)/Year	-
Yearly Production from Solar PV (kWh)	-
Synchronizing Panel	Yes
Type of Synchronizing Panel	Manual
Electricity cable Installed Year	2002
Distribution Cable size/mm ²	35,50,120
CO ₂ emission (tCO ₂)	1,783.19

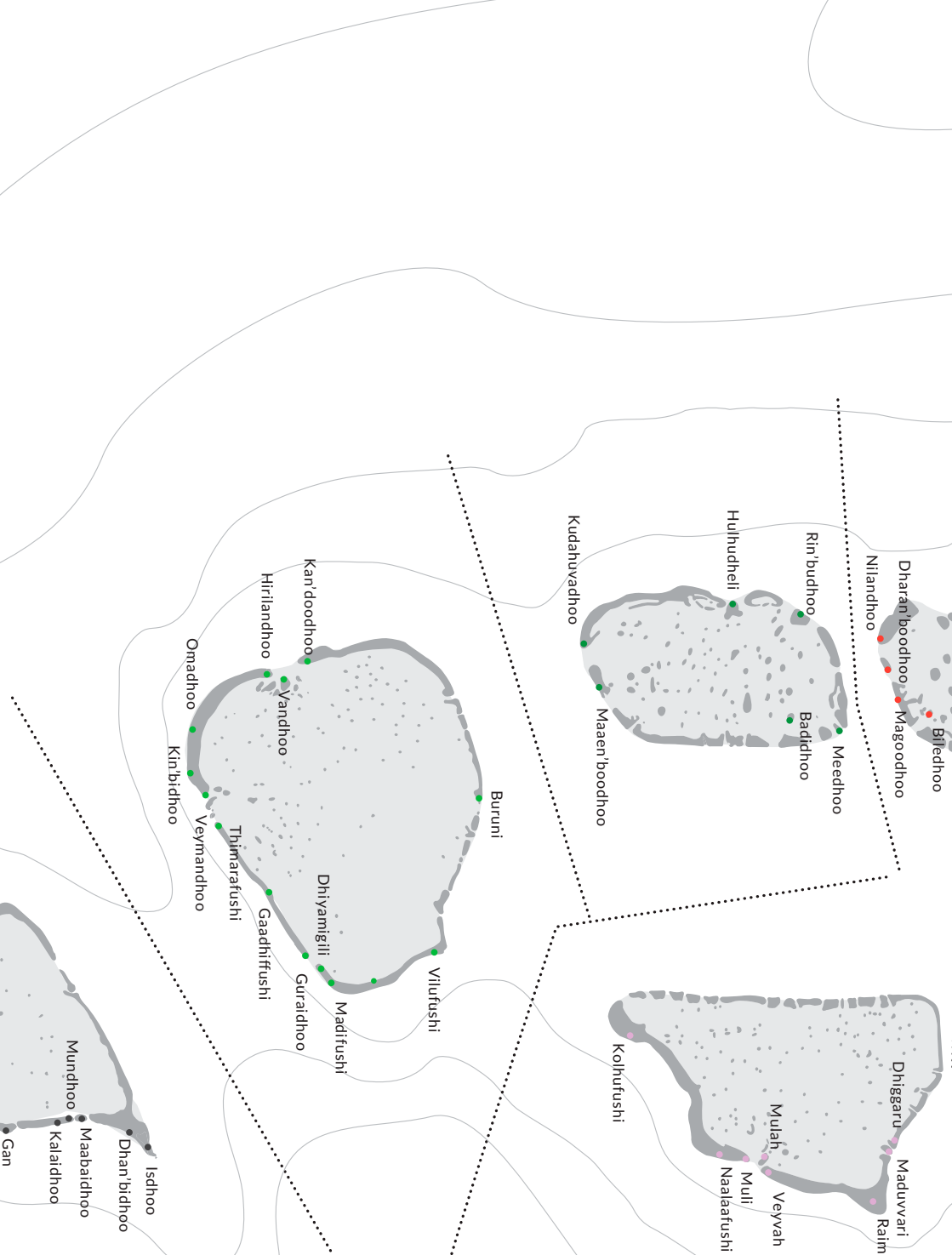
AA. THODDOO



Population	1320
Area of Island (km ²)	1.726
Distance from Male' (km)	67.8
Nearest Airport	Velana International Airport
Electricity Provider	STELCO
Peak Load Time	12:30
Maximum Peak Load (kW)	451
Total Installed Capacity (kW)	680
Total Generator Sets (kW)	120, 176, 264, 120
Monthly Average Usage (kWh)	161,787.42
Yearly electricity production (kWh/yr)	1,941,449.00
Yearly Billed Amount (kW)	178,682.00
Yearly Oil Consumption (Liters)	612,304.00
Total Lube oil consumption (liter/yr)	1,653.50
Solar PV Installed (kw)/Year	-
Yearly Production from Solar PV (kWh)	-
Synchronizing Panel	Yes
Type of Synchronizing Panel	Auto
Electricity cable Installed Year	2007
Distribution Cable size/mm ²	16,35,70
CO ₂ emission (tCO ₂)	1,630.20



Population	918
Area of Island (km ²)	0.213
Distance from Male' (km)	72
Nearest Airport	Maamigili Airport
Electricity Provider	STELCO
Peak Load Time	12:30
Maximum Peak Load (kW)	286
Total Installed Capacity (kW)	737
Total Generator Sets (kW)	112, 300, 325
Monthly Average Usage (kWh)	116,527.58
Yearly electricity production (kWh/yr)	1,398,331.00
Yearly Billed Amount (kW)	124,640.00
Yearly Oil Consumption (Liters)	398,807.00
Total Lube oil consumption (liter/yr)	1,699.95
Solar PV Installed (kw)/Year	14.95kw / 2014
Yearly Production from Solar PV (kWh)	22825
Synchronizing Panel	Yes
Type of Synchronizing Panel	Manual
Electricity cable Installed Year	2002
Distribution Cable size/mm ²	16,50,70,95
CO ₂ emission (tCO ₂)	1,061.78



ISLAND ELECTRICITY DATA 2018 OF :
ALIF DHAALU ATOLL




ADH. DHAN'GETHI



ADH

Population	827
Area of Island (km ²)	0.252
Distance from Male' (km)	89.1
Nearest Airport	Maamigili Airport
Electricity Provider	STELCO
Peak Load Time	N/A
Maximum Peak Load (kW)	230
Total Installed Capacity (kW)	760
Total Generator Sets (kW)	160, 200, 400
Monthly Average Usage (kWh)	110,193.67
Yearly electricity production (kWh/yr)	1,322,324.00
Yearly Billed Amount (kW)	112,597.00
Yearly Oil Consumption (Liters)	407,757.00
Total Lube oil consumption (liter/yr)	1,664.00
Solar PV Installed (kw)/Year	-
Yearly Production from Solar PV (kWh)	-
Synchronizing Panel	No
Type of Synchronizing Panel	-
Electricity cable Installed Year	-
Distribution Cable size/mm ²	16,25,50,95
CO2 emission (tCO ₂)	1,085.61



Population	156
Area of Island (km ²)	0.553
Distance from Male' (km)	96.9
Nearest Airport	Maamigili Airport
Electricity Provider	STELCO
Peak Load Time	19:30
Maximum Peak Load (kW)	65
Total Installed Capacity (kW)	328
Total Generator Sets (kW)	72, 80, 176
Monthly Average Usage (kWh)	16,899.42
Yearly electricity production (kWh/yr)	202,793.00
Yearly Billed Amount (kW)	22,851.00
Yearly Oil Consumption (Liters)	72,425.00
Total Lube oil consumption (liter/yr)	492.00
Solar PV Installed (kw)/Year	-
Yearly Production from Solar PV (kWh)	-
Synchronizing Panel	No
Type of Synchronizing Panel	-
Electricity cable Installed Year	2013
Distribution Cable size/mm ²	35,50
CO2 emission (tCO ₂)	192.82

ADH

ADH. DHIGURAH



ADH

Population	608
Area of Island (km ²)	0.241
Distance from Male' (km)	104.8
Nearest Airport	Maamigili Airport
Electricity Provider	STELCO
Peak Load Time	12:00
Maximum Peak Load (kW)	235
Total Installed Capacity (kW)	1024
Total Generator Sets (kW)	160, 304, 200, 360
Monthly Average Usage (kWh)	95,823.67
Yearly electricity production (kWh/yr)	1,149,884.00
Yearly Billed Amount (kW)	103,125.00
Yearly Oil Consumption (Liters)	367,376.00
Total Lube oil consumption (liter/yr)	995.00
Solar PV Installed (kw)/Year	-
Yearly Production from Solar PV (kWh)	-
Synchronizing Panel	Yes
Type of Synchronizing Panel	Auto
Electricity cable Installed Year	2007
Distribution Cable size/mm ²	16,25,36,50
CO ₂ emission (tCO ₂)	978.10



Population	836
Area of Island (km ²)	0.204
Distance from Male' (km)	112.6
Nearest Airport	Maamigili Airport
Electricity Provider	STELCO
Peak Load Time	12:00
Maximum Peak Load (kW)	234
Total Installed Capacity (kW)	648
Total Generator Sets (kW)	176, 264, 128, 80
Monthly Average Usage (kWh)	88,935.33
Yearly electricity production (kWh/yr)	1,067,224.00
Yearly Billed Amount (kW)	94,726.00
Yearly Oil Consumption (Liters)	314,509.00
Total Lube oil consumption (liter/yr)	1,023.50
Solar PV Installed (kw)/Year	-
Yearly Production from Solar PV (kWh)	-
Synchronizing Panel	Yes
Type of Synchronizing Panel	Auto
Electricity cable Installed Year	2011/2014
Distribution Cable size/mm ²	16,25,35,50,70,120
CO2 emission (tCO ₂)	837.35

ADH. HANGNAAMEEDHOO



Population	501
Area of Island (km ²)	0.210
Distance from Male' (km)	71.3
Nearest Airport	Maamigili Airport
Electricity Provider	STELCO
Peak Load Time	12:00
Maximum Peak Load (kW)	114
Total Installed Capacity (kW)	560
Total Generator Sets (kW)	124, 100, 160, 176
Monthly Average Usage (kWh)	56,222.08
Yearly electricity production (kWh/yr)	674,665.00
Yearly Billed Amount (kW)	56,616.00
Yearly Oil Consumption (Liters)	197,279.00
Total Lube oil consumption (liter/yr)	820.50
Solar PV Installed (kw)/Year	-
Yearly Production from Solar PV (kWh)	-
Synchronizing Panel	No
Type of Synchronizing Panel	-
Electricity cable Installed Year	2002
Distribution Cable size/mm ²	25,35,50
CO2 emission (tCO ₂)	525.24



Population	462
Area of Island (km ²)	0.056
Distance from Male' (km)	78.5
Nearest Airport	Maamigili Airport
Electricity Provider	STELCO
Peak Load Time	12:30
Maximum Peak Load (kW)	113
Total Installed Capacity (kW)	326.6
Total Generator Sets (kW)	72.6, 80, 174
Monthly Average Usage (kWh)	46,232.10
Yearly electricity production (kWh/yr)	554,785.20
Yearly Billed Amount (kW)	46,399.00
Yearly Oil Consumption (Liters)	166,540.00
Total Lube oil consumption (liter/yr)	700.00
Solar PV Installed (kw)/Year	-
Yearly Production from Solar PV (kWh)	-
Synchronizing Panel	Yes
Type of Synchronizing Panel	Manuel
Electricity cable Installed Year	2017
Distribution Cable size/mm ²	-
CO2 emission (tCO ₂)	443.40

ADH

ADH. MAAMIN'GILI



Population	2315
Area of Island (km ²)	0.748
Distance from Male' (km)	110
Nearest Airport	Maamigili Airport
Electricity Provider	VILLA
Peak Load Time	0:00
Maximum Peak Load (kW)	0
Total Installed Capacity (kW)	0
Total Generator Sets (kW)	0
Monthly Average Usage (kWh)	0.00
Yearly electricity production (kWh/yr)	0.00
Yearly Billed Amount (kW)	0.00
Yearly Oil Consumption (Liters)	0.00
Total Lube oil consumption (liter/yr)	0.00
Solar PV Installed (kw)/Year	0
Yearly Production from Solar PV (kWh)	0
Synchronizing Panel	0
Type of Synchronizing Panel	0
Electricity cable Installed Year	0
Distribution Cable size/mm ²	0
CO ₂ emission (tCO ₂)	0.00

* Data Not available



Population	2075
Area of Island (km ²)	0.223
Distance from Male' (km)	77.6
Nearest Airport	Maamigili Airport
Electricity Provider	STELCO
Peak Load Time	12:30
Maximum Peak Load (kW)	638
Total Installed Capacity (kW)	2178
Total Generator Sets (kW)	400, 440, 450, 888
Monthly Average Usage (kWh)	181,634.00
Yearly electricity production (kWh/yr)	2,179,608.00
Yearly Billed Amount (kW)	288,611.00
Yearly Oil Consumption (Liters)	922,294.00
Total Lube oil consumption (liter/yr)	3,452.00
Solar PV Installed (kw)/Year	30kw / 2015
Yearly Production from Solar PV (kWh)	-
Synchronizing Panel	Yes
Type of Synchronizing Panel	Manual
Electricity cable Installed Year	2015
Distribution Cable size/mm ²	16,25,35,50,70,95,120,185
CO2 emission (tCO ₂)	2,455.52

ADH. MANDHOO

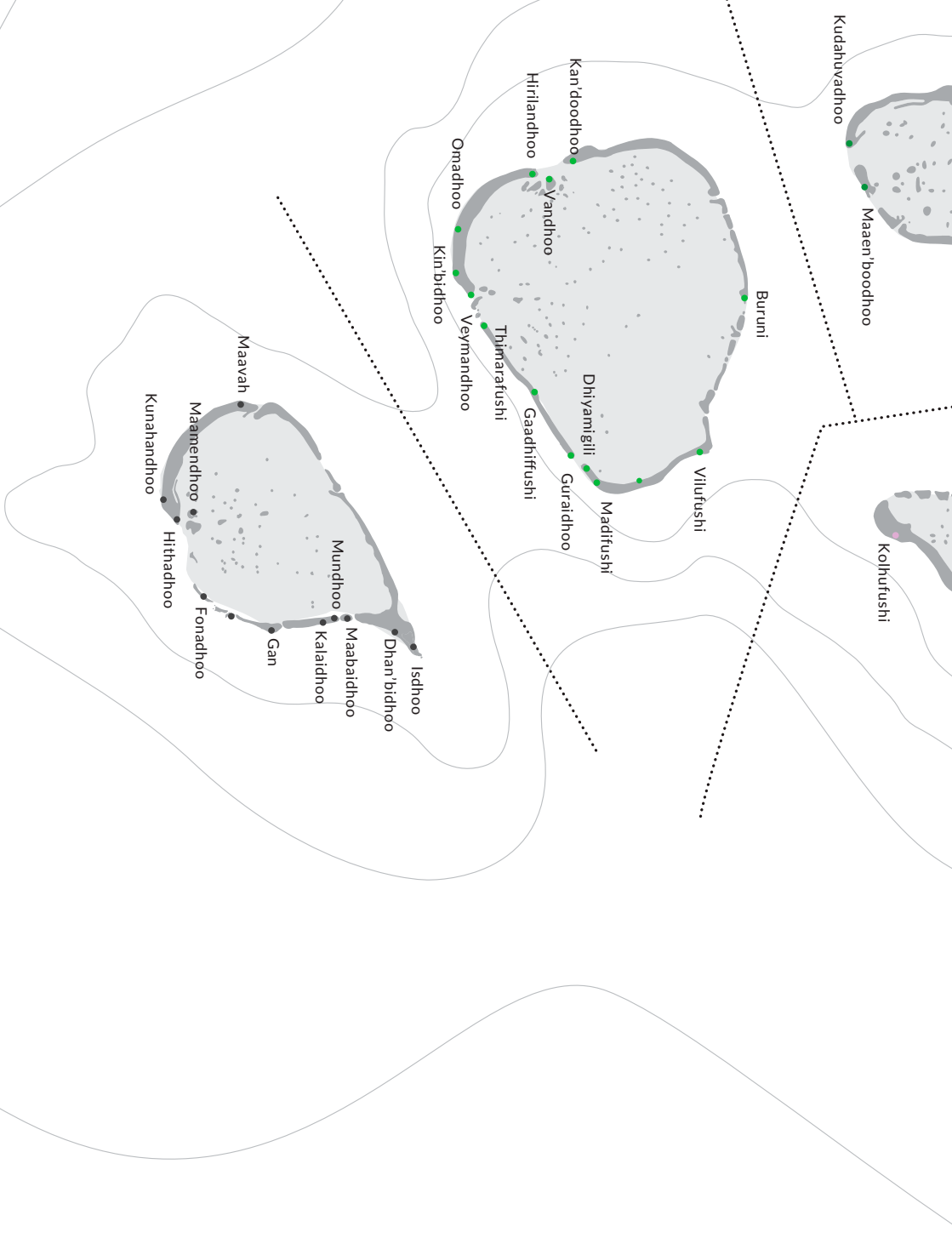


Population	363
Area of Island (km ²)	0.391
Distance from Male' (km)	103.7
Nearest Airport	Maamigili Airport
Electricity Provider	STELCO
Peak Load Time	12:00
Maximum Peak Load (kW)	76
Total Installed Capacity (kW)	350
Total Generator Sets (kW)	50, 50, 50, 50, 150
Monthly Average Usage (kWh)	30,095.83
Yearly electricity production (kWh/yr)	361,150.00
Yearly Billed Amount (kW)	0.00
Yearly Oil Consumption (Liters)	126,125.00
Total Lube oil consumption (liter/yr)	511.00
Solar PV Installed (kw)/Year	-
Yearly Production from Solar PV (kWh)	-
Synchronizing Panel	Yes
Type of Synchronizing Panel	Auto
Electricity cable Installed Year	2001
Distribution Cable size/mm ²	16,25,35
CO2 emission (tCO ₂)	335.80

ADH



Population	886
Area of Island (km ²)	0.238
Distance from Male' (km)	75.4
Nearest Airport	Maamigili Airport
Electricity Provider	STELCO
Peak Load Time	19:00
Maximum Peak Load (kW)	158
Total Installed Capacity (kW)	446
Total Generator Sets (kW)	120, 150, 176
Monthly Average Usage (kWh)	58,621.17
Yearly electricity production (kWh/yr)	703,454.00
Yearly Billed Amount (kW)	0.00
Yearly Oil Consumption (Liters)	221,672.00
Total Lube oil consumption (liter/yr)	1,232.00
Solar PV Installed (kw)/Year	30kw / 2016
Yearly Production from Solar PV (kWh)	42033
Synchronizing Panel	No
Type of Synchronizing Panel	Manual
Electricity cable Installed Year	2015
Distribution Cable size/mm ²	16
CO2 emission (tCO ₂)	590.18



Kudahuvadhoo

Maen'boodhoo

Buruni

Kan'doodhoo

Vandhoo

Thimarafushi

Omadhoo

Kin'bidhoo

Veymandhoo

Dhiyamigili

Guraidhoo

Gaadhirufushi

Madirufushi

Vitufushi

Kolhurufushi

Maavah

Maamendhoo

Kunahandhoo

Hithadhoo

Foadhoo

Gan

Maabaidhoo

Kalaidhoo

Munnadhoo

Dhan'bidhoo

Isdhoo

ISLAND ELECTRICITY DATA 2018 OF :
VAAVU ATOLL



V. FELIDHOO



Population	516
Area of Island (km ²)	0.144
Distance from Male' (km)	79.6
Nearest Airport	Maamigili Airport
Electricity Provider	STELCO
Peak Load Time	12:30
Maximum Peak Load (kW)	190
Total Installed Capacity (kW)	574
Total Generator Sets (kW)	150, 120, 304
Monthly Average Usage (kWh)	79,073.31
Yearly electricity production (kWh/yr)	948,879.70
Yearly Billed Amount (kW)	79,067.00
Yearly Oil Consumption (Liters)	286,613.00
Total Lube oil consumption (liter/yr)	1,041.50
Solar PV Installed (kw)/Year	-
Yearly Production from Solar PV (kWh)	-
Synchronizing Panel	No
Type of Synchronizing Panel	-
Electricity cable Installed Year	2004
Distribution Cable size/mm ²	25,35,70
CO2 emission (tCO ₂)	763.08



Population	360
Area of Island (km ²)	0.121
Distance from Male' (km)	56.7
Nearest Airport	Velana International Airport
Electricity Provider	STELCO
Peak Load Time	15:00
Maximum Peak Load (kW)	158
Total Installed Capacity (kW)	439
Total Generator Sets (kW)	100, 160, 179
Monthly Average Usage (kWh)	46,126.34
Yearly electricity production (kWh/yr)	553,516.07
Yearly Billed Amount (kW)	52,443.00
Yearly Oil Consumption (Liters)	195,350.00
Total Lube oil consumption (liter/yr)	808.00
Solar PV Installed (kw)/Year	-
Yearly Production from Solar PV (kWh)	-
Synchronizing Panel	No
Type of Synchronizing Panel	-
Electricity cable Installed Year	2010
Distribution Cable size/mm ²	35
CO2 emission (tCO ₂)	520.10



V. KEYODHOO



Population	657
Area of Island (km ²)	0.118
Distance from Male' (km)	79.6
Nearest Airport	Maamigili Airport
Electricity Provider	STELCO
Peak Load Time	13:30
Maximum Peak Load (kW)	134
Total Installed Capacity (kW)	456
Total Generator Sets (kW)	120, 153, 183
Monthly Average Usage (kWh)	60,882.62
Yearly electricity production (kWh/yr)	730,591.40
Yearly Billed Amount (kW)	67,399.00
Yearly Oil Consumption (Liters)	219,985.00
Total Lube oil consumption (liter/yr)	1,137.00
Solar PV Installed (kw)/Year	-
Yearly Production from Solar PV (kWh)	-
Synchronizing Panel	Yes
Type of Synchronizing Panel	Auto
Electricity cable Installed Year	2007
Distribution Cable size/mm ²	35
CO ₂ emission (tCO ₂)	585.69



Population	84
Area of Island (km ²)	0.063
Distance from Male' (km)	96.5
Nearest Airport	Maamigili Airport
Electricity Provider	STELCO
Peak Load Time	19:00
Maximum Peak Load (kW)	39
Total Installed Capacity (kW)	72
Total Generator Sets (kW)	72
Monthly Average Usage (kWh)	9,351.67
Yearly electricity production (kWh/yr)	112,220.00
Yearly Billed Amount (kW)	14,744.00
Yearly Oil Consumption (Liters)	52,348.00
Total Lube oil consumption (liter/yr)	267.00
Solar PV Installed (kw)/Year	29kw / 2016
Yearly Production from Solar PV (kWh)	33613.32
Synchronizing Panel	No
Type of Synchronizing Panel	-
Electricity cable Installed Year	2008
Distribution Cable size/mm ²	16
CO2 emission (tCO ₂)	139.37



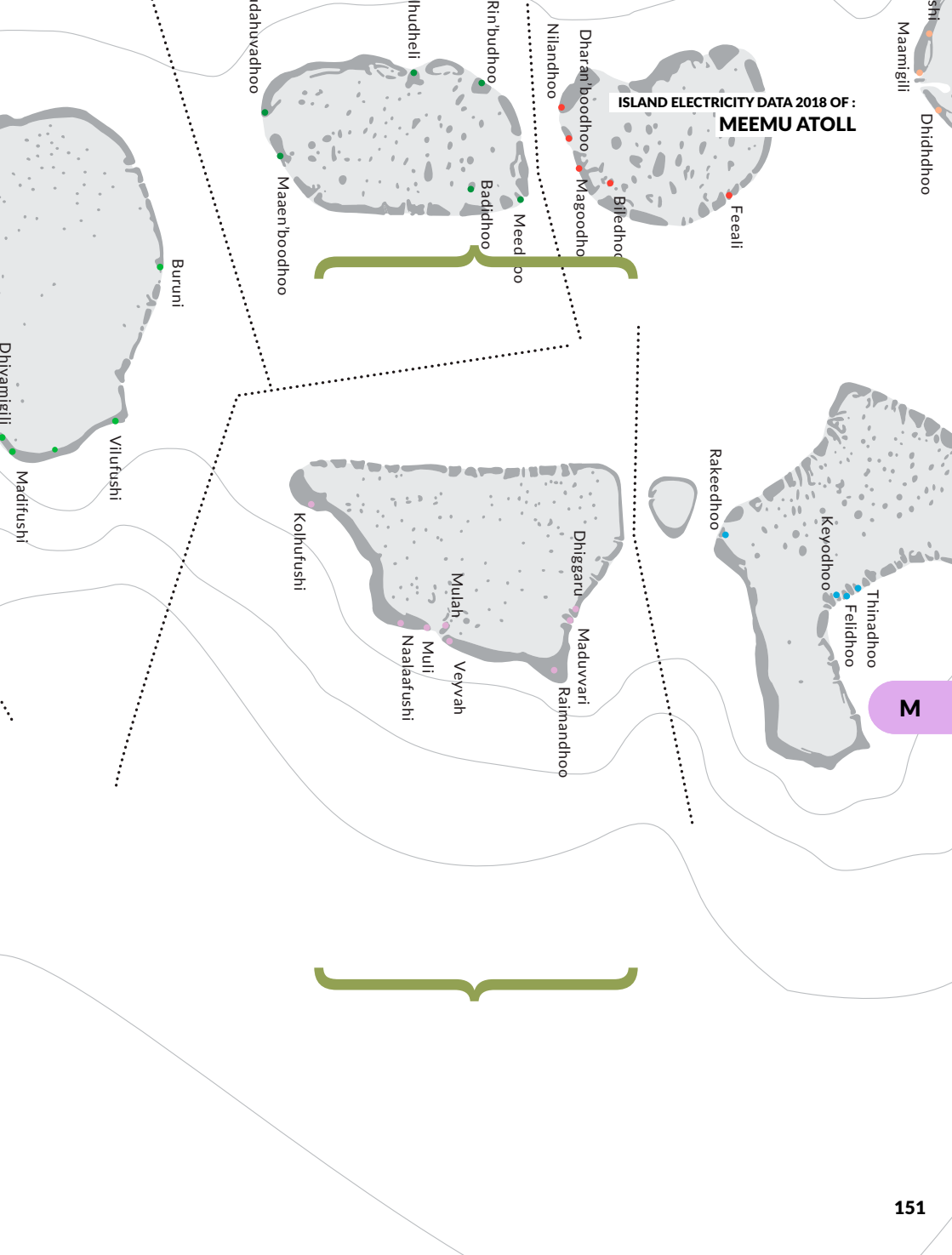
V. THINADHOO



Population	132
Area of Island (km ²)	0.116
Distance from Male' (km)	77.8
Nearest Airport	Maamigili Airport
Electricity Provider	STELCO
Peak Load Time	13:30
Maximum Peak Load (kW)	208
Total Installed Capacity (kW)	528.6
Total Generator Sets (kW)	72.6, 176, 280
Monthly Average Usage (kWh)	58,779.47
Yearly electricity production (kWh/yr)	705,353.60
Yearly Billed Amount (kW)	70,829.00
Yearly Oil Consumption (Liters)	201,437.00
Total Lube oil consumption (liter/yr)	1,111.00
Solar PV Installed (kw)/Year	-
Yearly Production from Solar PV (kWh)	-
Synchronizing Panel	No
Type of Synchronizing Panel	-
Electricity cable Installed Year	2012
Distribution Cable size/mm ²	25,35,50
CO ₂ emission (tCO ₂)	536.31

Maamigili
Dhidhdhoo

ISLAND ELECTRICITY DATA 2018 OF :
MEEMU ATOLL



M

M. DHIGGARU



Population	982
Area of Island (km ²)	0.100
Distance from Male' (km)	118.7
Nearest Airport	Maamigili Airport
Electricity Provider	FENAKA
Peak Load Time	14:00
Maximum Peak Load (kW)	212
Total Installed Capacity (kW)	550
Total Generator Sets (kW)	140, 160, 250
Monthly Average Usage (kWh)	80,264.42
Yearly electricity production (kWh/yr)	963,173.00
Yearly Billed Amount (kW)	117,599.00
Yearly Oil Consumption (Liters)	362,237.00
Total Lube oil consumption (liter/yr)	1,107.50
Solar PV Installed (kw)/Year	-
Yearly Production from Solar PV (kWh)	-
Synchronizing Panel	Yes
Type of Synchronizing Panel	Auto
Electricity cable Installed Year	2008
Distribution Cable size/mm ²	30,50
CO ₂ emission (tCO ₂)	964.42

M



Population	748
Area of Island (km ²)	0.900
Distance from Male' (km)	157.6
Nearest Airport	Kudahuvadhoo Airport
Electricity Provider	FENAKA
Peak Load Time	13:00
Maximum Peak Load (kW)	206
Total Installed Capacity (kW)	720
Total Generator Sets (kW)	160, 280, 280
Monthly Average Usage (kWh)	83,221.08
Yearly electricity production (kWh/yr)	998,652.90
Yearly Billed Amount (kW)	82,390.00
Yearly Oil Consumption (Liters)	317,221.00
Total Lube oil consumption (liter/yr)	765.00
Solar PV Installed (kw)/Year	-
Yearly Production from Solar PV (kWh)	-
Synchronizing Panel	Yes
Type of Synchronizing Panel	Auto
Electricity cable Installed Year	2014
Distribution Cable size/mm ²	35,50,70,90,120,150
CO2 emission (tCO ₂)	844.57

M. MADUVVARI



Population	369
Area of Island (km ²)	0.100
Distance from Male' (km)	118.7
Nearest Airport	Maamigili Airport
Electricity Provider	FENAKA
Peak Load Time	7:30
Maximum Peak Load (kW)	83
Total Installed Capacity (kW)	226
Total Generator Sets (kW)	34, 40, 48, 104
Monthly Average Usage (kWh)	29,114.83
Yearly electricity production (kWh/yr)	349,378.00
Yearly Billed Amount (kW)	30,115.00
Yearly Oil Consumption (Liters)	125,782.00
Total Lube oil consumption (liter/yr)	1,078.00
Solar PV Installed (kw)/Year	-
Yearly Production from Solar PV (kWh)	-
Synchronizing Panel	Yes
Type of Synchronizing Panel	Auto
Electricity cable Installed Year	2017
Distribution Cable size/mm ²	16,95,120
CO2 emission (tCO ₂)	334.88

M



Population	1264
Area of Island (km ²)	0.700
Distance from Male' (km)	137.2
Nearest Airport	Kudahuvadho Airport
Electricity Provider	FENAKA
Peak Load Time	13:00
Maximum Peak Load (kW)	270
Total Installed Capacity (kW)	839
Total Generator Sets (kW)	225, 250, 364
Monthly Average Usage (kWh)	117,296.58
Yearly electricity production (kWh/yr)	1,407,559.00
Yearly Billed Amount (kW)	116,403.00
Yearly Oil Consumption (Liters)	437,302.00
Total Lube oil consumption (liter/yr)	1,703.00
Solar PV Installed (kw)/Year	-
Yearly Production from Solar PV (kWh)	-
Synchronizing Panel	Yes
Type of Synchronizing Panel	Auto
Electricity cable Installed Year	2009
Distribution Cable size/mm ²	25,35,70,95,120
CO2 emission (tCO ₂)	1,164.27

M. MULI



Population	862
Area of Island (km ²)	0.400
Distance from Male' (km)	140.9
Nearest Airport	Kudahuvadhoor Airport
Electricity Provider	FENAKA
Peak Load Time	13:00
Maximum Peak Load (kW)	380
Total Installed Capacity (kW)	660
Total Generator Sets (kW)	160, 250, 250
Monthly Average Usage (kWh)	102,559.42
Yearly electricity production (kWh/yr)	1,230,713.00
Yearly Billed Amount (kW)	121,105.00
Yearly Oil Consumption (Liters)	438,206.30
Total Lube oil consumption (liter/yr)	1,637.00
Solar PV Installed (kw)/Year	-
Yearly Production from Solar PV (kWh)	-
Synchronizing Panel	Yes
Type of Synchronizing Panel	Manual
Electricity cable Installed Year	2009
Distribution Cable size/mm ²	16,25,35,70,95
CO ₂ emission (tCO ₂)	1,166.68

M



Population	426
Area of Island (km ²)	0.100
Distance from Male' (km)	144.6
Nearest Airport	Kudahuvadho Airport
Electricity Provider	FENAKA
Peak Load Time	13:00
Maximum Peak Load (kW)	74
Total Installed Capacity (kW)	188
Total Generator Sets (kW)	80, 108
Monthly Average Usage (kWh)	97,045.83
Yearly electricity production (kWh/yr)	1,164,550.00
Yearly Billed Amount (kW)	82,390.00
Yearly Oil Consumption (Liters)	157,322.00
Total Lube oil consumption (liter/yr)	1,043.00
Solar PV Installed (kw)/Year	-
Yearly Production from Solar PV (kWh)	-
Synchronizing Panel	No
Type of Synchronizing Panel	-
Electricity cable Installed Year	2005
Distribution Cable size/mm ²	25
CO ₂ emission (tCO ₂)	418.85

M

M. RAIMANDHOO



Population	113
Area of Island (km ²)	0.300
Distance from Male' (km)	121.1
Nearest Airport	Kudahuvadho Airport
Electricity Provider	FENAKA
Peak Load Time	0:00
Maximum Peak Load (kW)	50
Total Installed Capacity (kW)	113
Total Generator Sets (kW)	48, 65
Monthly Average Usage (kWh)	13,372.25
Yearly electricity production (kWh/yr)	160,467.00
Yearly Billed Amount (kW)	99,585.50
Yearly Oil Consumption (Liters)	67,280.00
Total Lube oil consumption (liter/yr)	423.50
Solar PV Installed (kw)/Year	-
Yearly Production from Solar PV (kWh)	-
Synchronizing Panel	No
Type of Synchronizing Panel	-
Electricity cable Installed Year	2013
Distribution Cable size/mm ²	35
CO2 emission (tCO ₂)	179.13

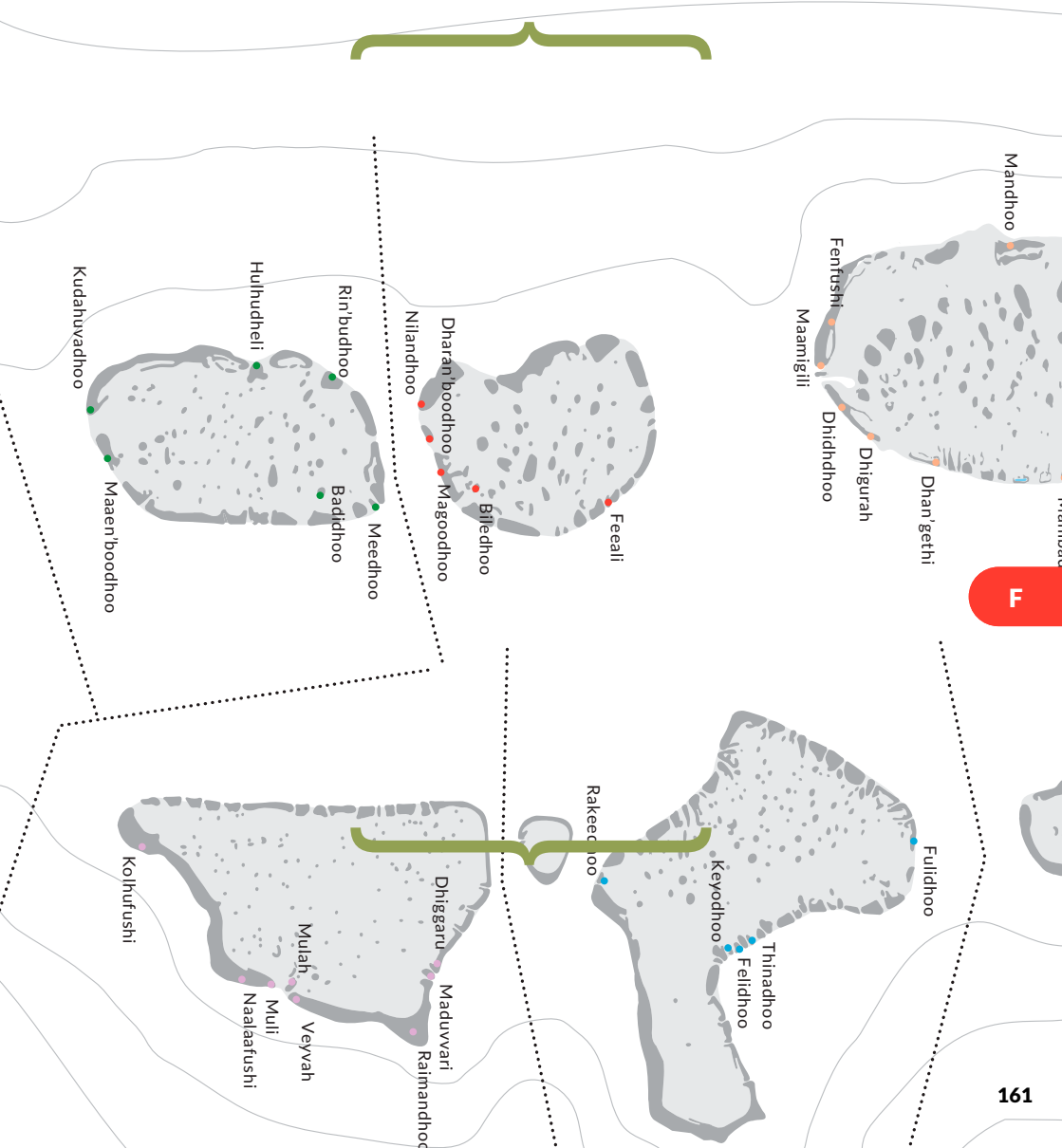
M



Population	254
Area of Island (km ²)	0.400
Distance from Male' (km)	137.4
Nearest Airport	Thimarafushi Airport
Electricity Provider	FENAKA
Peak Load Time	12:00
Maximum Peak Load (kW)	59
Total Installed Capacity (kW)	138
Total Generator Sets (kW)	58, 80
Monthly Average Usage (kWh)	60,297.76
Yearly electricity production (kWh/yr)	723,573.10
Yearly Billed Amount (kW)	75,855.00
Yearly Oil Consumption (Liters)	95,086.00
Total Lube oil consumption (liter/yr)	502.00
Solar PV Installed (kw)/Year	-
Yearly Production from Solar PV (kWh)	-
Synchronizing Panel	No
Type of Synchronizing Panel	-
Electricity cable Installed Year	1995
Distribution Cable size/mm ²	16,25
CO ₂ emission (tCO ₂)	253.16



ISLAND ELECTRICITY DATA 2018 OF :
FAAFU ATOLL



F

F. BILEIYDHOO



Population	767
Area of Island (km ²)	0.300
Distance from Male' (km)	132.4
Nearest Airport	Maamigili Airport
Electricity Provider	FENAKA
Peak Load Time	12:30
Maximum Peak Load (kW)	234
Total Installed Capacity (kW)	352
Total Generator Sets (kW)	80, 112, 160
Monthly Average Usage (kWh)	71,689.75
Yearly electricity production (kWh/yr)	860,277.00
Yearly Billed Amount (kW)	81,399.00
Yearly Oil Consumption (Liters)	337,405.00
Total Lube oil consumption (liter/yr)	1,198.00
Solar PV Installed (kw)/Year	-
Yearly Production from Solar PV (kWh)	-
Synchronizing Panel	Yes
Type of Synchronizing Panel	Auto
Electricity cable Installed Year	1997
Distribution Cable size/mm ²	16,25
CO ₂ emission (tCO ₂)	898.31



Population	403
Area of Island (km ²)	0.400
Distance from Male' (km)	140
Nearest Airport	Maamigili Airport
Electricity Provider	FENAKA
Peak Load Time	12:00
Maximum Peak Load (kW)	83
Total Installed Capacity (kW)	144
Total Generator Sets (kW)	80, 64
Monthly Average Usage (kWh)	26,350.17
Yearly electricity production (kWh/yr)	316,202.00
Yearly Billed Amount (kW)	30,725.00
Yearly Oil Consumption (Liters)	115,220.00
Total Lube oil consumption (liter/yr)	439.00
Solar PV Installed (kw)/Year	-
Yearly Production from Solar PV (kWh)	-
Synchronizing Panel	Yes
Type of Synchronizing Panel	Manual
Electricity cable Installed Year	1998
Distribution Cable size/mm ²	16
CO ₂ emission (tCO ₂)	306.76

F

F. FEEALI



Population	864
Area of Island (km ²)	0.100
Distance from Male' (km)	116.1
Nearest Airport	Maamigili Airport
Electricity Provider	FENAKA
Peak Load Time	12:30
Maximum Peak Load (kW)	188
Total Installed Capacity (kW)	594
Total Generator Sets (kW)	128, 166, 300
Monthly Average Usage (kWh)	81,244.67
Yearly electricity production (kWh/yr)	974,936.00
Yearly Billed Amount (kW)	78,383.00
Yearly Oil Consumption (Liters)	359,100.00
Total Lube oil consumption (liter/yr)	1,447.00
Solar PV Installed (kw)/Year	-
Yearly Production from Solar PV (kWh)	-
Synchronizing Panel	Yes
Type of Synchronizing Panel	Manual
Electricity cable Installed Year	1993
Distribution Cable size/mm ²	16
CO2 emission (tCO ₂)	956.07



Population	562
Area of Island (km ²)	0.200
Distance from Male' (km)	136.7
Nearest Airport	Maamigili Airport
Electricity Provider	FENAKA
Peak Load Time	12:30
Maximum Peak Load (kW)	173
Total Installed Capacity (kW)	536
Total Generator Sets (kW)	84, 112, 160, 180
Monthly Average Usage (kWh)	60,717.00
Yearly electricity production (kWh/yr)	728,604.00
Yearly Billed Amount (kW)	65,379.00
Yearly Oil Consumption (Liters)	246,695.00
Total Lube oil consumption (liter/yr)	985.00
Solar PV Installed (kw)/Year	-
Yearly Production from Solar PV (kWh)	-
Synchronizing Panel	Yes
Type of Synchronizing Panel	Manual
Electricity cable Installed Year	1997
Distribution Cable size/mm ²	16,25,35
CO2 emission (tCO ₂)	656.80

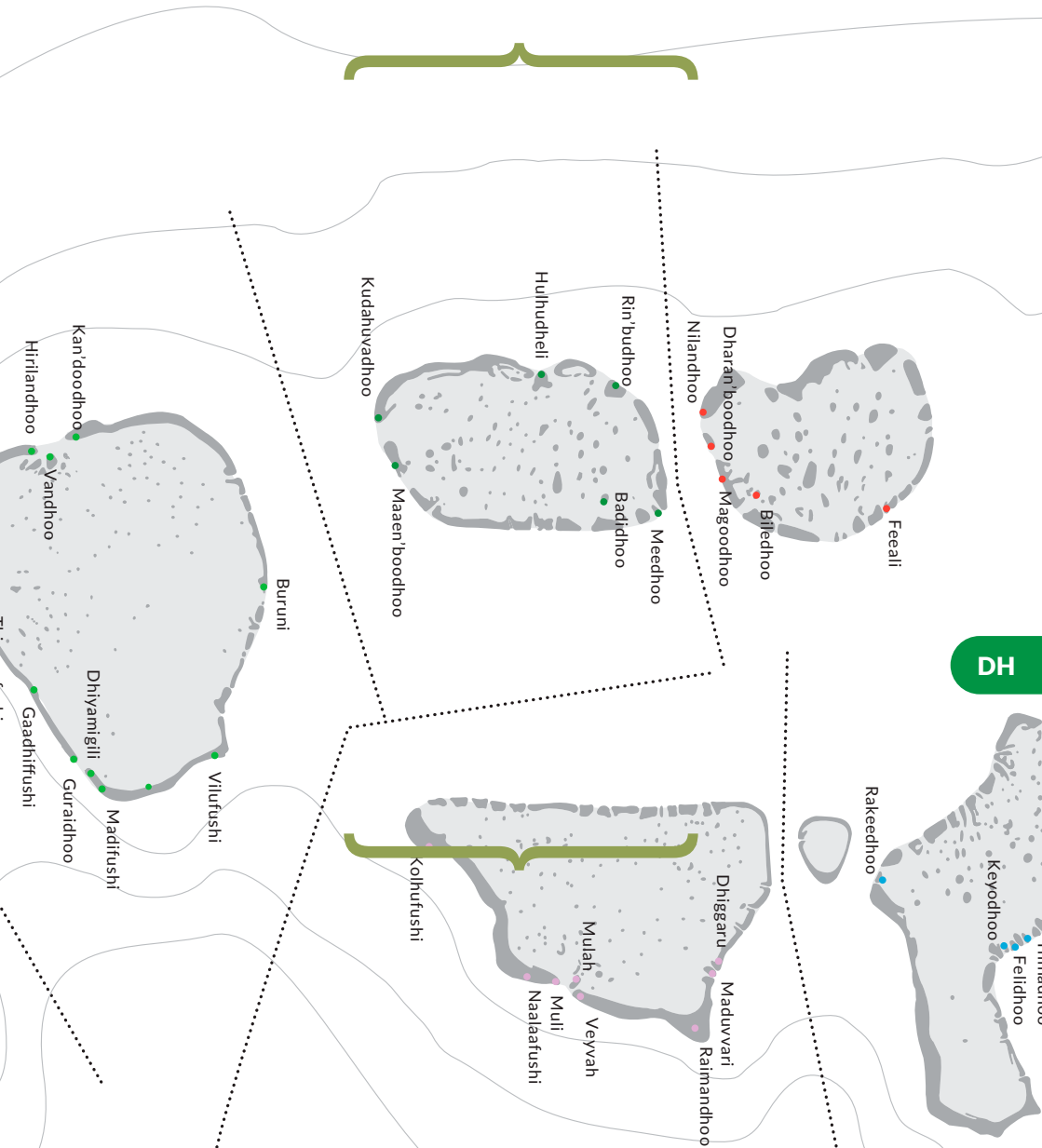


F. NILANDHOO



Population	1658
Area of Island (km ²)	0.600
Distance from Male' (km)	144.3
Nearest Airport	Kudahuvadhoo Airport
Electricity Provider	ISLAND COMMUNITY
Peak Load Time	13:00
Maximum Peak Load (kW)	290
Total Installed Capacity (kW)	1000
Total Generator Sets (kW)	500, 500
Monthly Average Usage (kWh)	228,164.17
Yearly electricity production (kWh/yr)	2,737,970.00
Yearly Billed Amount (kW)	213,256.00
Yearly Oil Consumption (Liters)	790,853.00
Total Lube oil consumption (liter/yr)	1,700.00
Solar PV Installed (kw)/Year	-
Yearly Production from Solar PV (kWh)	-
Synchronizing Panel	Yes
Type of Synchronizing Panel	Auto
Electricity cable Installed Year	2006
Distribution Cable size/mm ²	95
CO2 emission (tCO ₂)	2,105.57

ISLAND ELECTRICITY DATA 2018 OF :
DHAALU ATOLL



DH. BAN'DIDHOO



Population	813
Area of Island (km ²)	0.200
Distance from Male' (km)	150.9
Nearest Airport	Kudahuvadho Airport
Electricity Provider	FENAKA
Peak Load Time	12:30
Maximum Peak Load (kW)	161
Total Installed Capacity (kW)	524
Total Generator Sets (kW)	160, 160, 204
Monthly Average Usage (kWh)	59,605.25
Yearly electricity production (kWh/yr)	715,263.00
Yearly Billed Amount (kW)	149,567.00
Yearly Oil Consumption (Liters)	249,111.00
Total Lube oil consumption (liter/yr)	1,150.50
Solar PV Installed (kw)/Year	-
Yearly Production from Solar PV (kWh)	-
Synchronizing Panel	Yes
Type of Synchronizing Panel	Manual
Electricity cable Installed Year	2009
Distribution Cable size/mm ²	25,35,50,70
CO ₂ emission (tCO ₂)	663.23



Population	719
Area of Island (km ²)	0.200
Distance from Male' (km)	163.9
Nearest Airport	Kudahuvadhoo Airport
Electricity Provider	FENAKA
Peak Load Time	12:00
Maximum Peak Load (kW)	159
Total Installed Capacity (kW)	522
Total Generator Sets (kW)	128, 144, 250
Monthly Average Usage (kWh)	63,299.83
Yearly electricity production (kWh/yr)	759,598.00
Yearly Billed Amount (kW)	92,093.00
Yearly Oil Consumption (Liters)	270,335.00
Total Lube oil consumption (liter/yr)	1,468.00
Solar PV Installed (kw)/Year	-
Yearly Production from Solar PV (kWh)	-
Synchronizing Panel	Yes
Type of Synchronizing Panel	Manual
Electricity cable Installed Year	N/A
Distribution Cable size/mm ²	25,50
CO2 emission (tCO ₂)	719.74

DH. KUDAHUVADHOO



Population	2443
Area of Island (km ²)	0.800
Distance from Male' (km)	181.9
Nearest Airport	Kudahuvadhoon Airport
Electricity Provider	FENAKA
Peak Load Time	12:30
Maximum Peak Load (kW)	880
Total Installed Capacity (kW)	1200
Total Generator Sets (kW)	600, 600
Monthly Average Usage (kWh)	334,677.67
Yearly electricity production (kWh/yr)	4,016,132.00
Yearly Billed Amount (kW)	772,862.00
Yearly Oil Consumption (Liters)	1,156,280.00
Total Lube oil consumption (liter/yr)	5,986.00
Solar PV Installed (kw)/Year	-
Yearly Production from Solar PV (kWh)	-
Synchronizing Panel	Yes
Type of Synchronizing Panel	Auto
Electricity cable Installed Year	2003
Distribution Cable size/mm ²	35,50,70,95,120
CO2 emission (tCO ₂)	3,078.48



Population	622
Area of Island (km ²)	0.200
Distance from Male' (km)	175.8
Nearest Airport	Kudahuvadhoo Airport
Electricity Provider	FENAKA
Peak Load Time	12:00
Maximum Peak Load (kW)	137
Total Installed Capacity (kW)	580
Total Generator Sets (kW)	132, 198, 250
Monthly Average Usage (kWh)	54,883.67
Yearly electricity production (kWh/yr)	658,604.00
Yearly Billed Amount (kW)	111,747.00
Yearly Oil Consumption (Liters)	240,274.00
Total Lube oil consumption (liter/yr)	1,579.00
Solar PV Installed (kw)/Year	-
Yearly Production from Solar PV (kWh)	-
Synchronizing Panel	No
Type of Synchronizing Panel	-
Electricity cable Installed Year	N/A
Distribution Cable size/mm ²	25,35,50,70,95
CO2 emission (tCO ₂)	639.71

DH. MEEDHOO



Population	958
Area of Island (km ²)	0.100
Distance from Male' (km)	142.8
Nearest Airport	Kudahuvadhoor Airport
Electricity Provider	FENAKA
Peak Load Time	12:30
Maximum Peak Load (kW)	300
Total Installed Capacity (kW)	275
Total Generator Sets (kW)	125, 150
Monthly Average Usage (kWh)	111,607.92
Yearly electricity production (kWh/yr)	1,339,295.00
Yearly Billed Amount (kW)	157,831.00
Yearly Oil Consumption (Liters)	430,213.00
Total Lube oil consumption (liter/yr)	1,900.00
Solar PV Installed (kw)/Year	-
Yearly Production from Solar PV (kWh)	-
Synchronizing Panel	Yes
Type of Synchronizing Panel	Auto
Electricity cable Installed Year	2007
Distribution Cable size/mm ²	35,50,70,95
CO ₂ emission (tCO ₂)	1,145.40



Population	278
Area of Island (km ²)	0.200
Distance from Male' (km)	154.8
Nearest Airport	Kudahuvadhoo Airport
Electricity Provider	FENAKA
Peak Load Time	13:30
Maximum Peak Load (kW)	84
Total Installed Capacity (kW)	276
Total Generator Sets (kW)	48, 100, 128
Monthly Average Usage (kWh)	31,095.00
Yearly electricity production (kWh/yr)	373,140.00
Yearly Billed Amount (kW)	103,390.00
Yearly Oil Consumption (Liters)	130,780.00
Total Lube oil consumption (liter/yr)	662.00
Solar PV Installed (kw)/Year	-
Yearly Production from Solar PV (kWh)	-
Synchronizing Panel	No
Type of Synchronizing Panel	-
Electricity cable Installed Year	2004
Distribution Cable size/mm ²	25,35
CO2 emission (tCO ₂)	348.19



Thinadhoo

Madaveili

Dheevadhoo

kolamaafushi

Nilandhoo

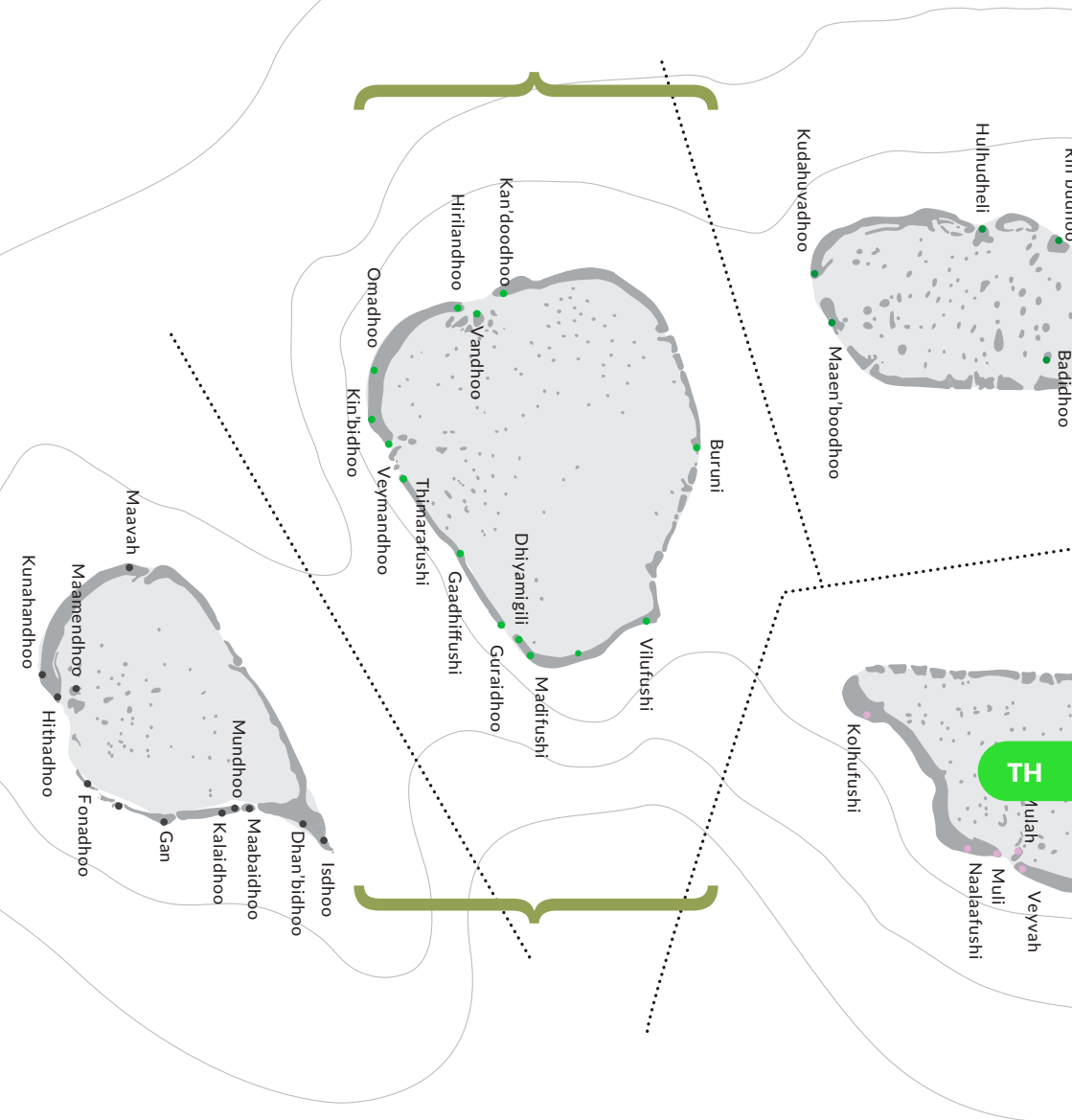
Dhaandhoo

Maamendhoo

Vilin'gilli

Kon'dey

ISLAND ELECTRICITY DATA 2018 OF :
THAA ATOLL



TH. BURUNI



Population	339
Area of Island (km ²)	0.400
Distance from Male' (km)	185.6
Nearest Airport	Kudahuvadhoor Airport
Electricity Provider	FENAKA
Peak Load Time	12:00
Maximum Peak Load (kW)	100
Total Installed Capacity (kW)	280
Total Generator Sets (kW)	120, 160
Monthly Average Usage (kWh)	34,765.92
Yearly electricity production (kWh/yr)	417,191.00
Yearly Billed Amount (kW)	41,574.00
Yearly Oil Consumption (Liters)	149,950.00
Total Lube oil consumption (liter/yr)	602.00
Solar PV Installed (kw)/Year	-
Yearly Production from Solar PV (kWh)	-
Synchronizing Panel	Yes
Type of Synchronizing Panel	Auto
Electricity cable Installed Year	2016
Distribution Cable size/mm ²	-
CO2 emission (tCO ₂)	399.23



Population	562
Area of Island (km ²)	0.300
Distance from Male' (km)	206.5
Nearest Airport	Thimarafushi Airport
Electricity Provider	FENAKA
Peak Load Time	N/A
Maximum Peak Load (kW)	0
Total Installed Capacity (kW)	400
Total Generator Sets (kW)	150, 250
Monthly Average Usage (kWh)	0.00
Yearly electricity production (kWh/yr)	0.00
Yearly Billed Amount (kW)	0.00
Yearly Oil Consumption (Liters)	236,567.00
Total Lube oil consumption (liter/yr)	689.50
Solar PV Installed (kw)/Year	-
Yearly Production from Solar PV (kWh)	-
Synchronizing Panel	Yes
Type of Synchronizing Panel	Auto
Electricity cable Installed Year	NA
Distribution Cable size/mm ²	-
CO2 emission (tCO ₂)	629.84

TH

TH. GAADHIFUSHI



Population	270
Area of Island (km ²)	0.100
Distance from Male' (km)	217.4
Nearest Airport	Thimaraifushi Airport
Electricity Provider	FENAKA
Peak Load Time	12:30
Maximum Peak Load (kW)	67
Total Installed Capacity (kW)	240
Total Generator Sets (kW)	100, 140
Monthly Average Usage (kWh)	1,263,286.63
Yearly electricity production (kWh/yr)	15,159,439.50
Yearly Billed Amount (kW)	22,821.00
Yearly Oil Consumption (Liters)	112,495.00
Total Lube oil consumption (liter/yr)	797.00
Solar PV Installed (kw)/Year	-
Yearly Production from Solar PV (kWh)	-
Synchronizing Panel	Yes
Type of Synchronizing Panel	Manual
Electricity cable Installed Year	2004
Distribution Cable size/mm ²	-
CO2 emission (tCO ₂)	299.51



Population	1317
Area of Island (km ²)	0.300
Distance from Male' (km)	208.5
Nearest Airport	Thimarafushi Airport
Electricity Provider	FENAKA
Peak Load Time	12:30
Maximum Peak Load (kW)	509
Total Installed Capacity (kW)	1020
Total Generator Sets (kW)	280, 340, 400
Monthly Average Usage (kWh)	278,805.17
Yearly electricity production (kWh/yr)	3,345,662.00
Yearly Billed Amount (kW)	177,188.00
Yearly Oil Consumption (Liters)	754,856.00
Total Lube oil consumption (liter/yr)	2,462.00
Solar PV Installed (kw)/Year	-
Yearly Production from Solar PV (kWh)	-
Synchronizing Panel	Yes
Type of Synchronizing Panel	Auto
Electricity cable Installed Year	2007
Distribution Cable size/mm ²	-
CO ₂ emission (tCO ₂)	2,009.73

TH. HIRILANDHOO



Population	1033
Area of Island (km ²)	0.300
Distance from Male' (km)	222.6
Nearest Airport	Thimaraafushi Airport
Electricity Provider	FENAKA
Peak Load Time	13:00
Maximum Peak Load (kW)	226
Total Installed Capacity (kW)	500
Total Generator Sets (kW)	250, 250
Monthly Average Usage (kWh)	220,852.00
Yearly electricity production (kWh/yr)	2,650,224.00
Yearly Billed Amount (kW)	100,074.00
Yearly Oil Consumption (Liters)	425,376.38
Total Lube oil consumption (liter/yr)	1,741.00
Solar PV Installed (kw)/Year	-
Yearly Production from Solar PV (kWh)	-
Synchronizing Panel	Yes
Type of Synchronizing Panel	Auto
Electricity cable Installed Year	2009
Distribution Cable size/mm ²	-
CO2 emission (tCO ₂)	1,132.52



Population	430
Area of Island (km ²)	0.800
Distance from Male' (km)	217.8
Nearest Airport	Thimarafushi Airport
Electricity Provider	FENAKA
Peak Load Time	12:00
Maximum Peak Load (kW)	111
Total Installed Capacity (kW)	380
Total Generator Sets (kW)	160, 220
Monthly Average Usage (kWh)	42,182.58
Yearly electricity production (kWh/yr)	506,191.00
Yearly Billed Amount (kW)	43,730.20
Yearly Oil Consumption (Liters)	175,362.00
Total Lube oil consumption (liter/yr)	797.00
Solar PV Installed (kw)/Year	-
Yearly Production from Solar PV (kWh)	-
Synchronizing Panel	Yes
Type of Synchronizing Panel	Manual
Electricity cable Installed Year	1985
Distribution Cable size/mm ²	-
CO ₂ emission (tCO ₂)	466.88

TH. KIN'BIDHOO



Population	783
Area of Island (km ²)	0.300
Distance from Male' (km)	229.6
Nearest Airport	Thimarafushi Airport
Electricity Provider	FENAKA
Peak Load Time	12:00
Maximum Peak Load (kW)	129
Total Installed Capacity (kW)	440
Total Generator Sets (kW)	100, 140, 200
Monthly Average Usage (kWh)	61,585.50
Yearly electricity production (kWh/yr)	739,026.00
Yearly Billed Amount (kW)	60,866.00
Yearly Oil Consumption (Liters)	218,143.82
Total Lube oil consumption (liter/yr)	1,232.63
Solar PV Installed (kw)/Year	-
Yearly Production from Solar PV (kWh)	-
Synchronizing Panel	Yes
Type of Synchronizing Panel	Auto
Electricity cable Installed Year	2015
Distribution Cable size/mm ²	-
CO2 emission (tCO ₂)	580.79



Population	821
Area of Island (km ²)	0.200
Distance from Male' (km)	202.8
Nearest Airport	Thimarafushi Airport
Electricity Provider	FENAKA
Peak Load Time	12:30
Maximum Peak Load (kW)	200
Total Installed Capacity (kW)	410
Total Generator Sets (kW)	160, 250
Monthly Average Usage (kWh)	68,530.17
Yearly electricity production (kWh/yr)	822,362.00
Yearly Billed Amount (kW)	68,921.00
Yearly Oil Consumption (Liters)	284,205.00
Total Lube oil consumption (liter/yr)	1,066.00
Solar PV Installed (kw)/Year	-
Yearly Production from Solar PV (kWh)	-
Synchronizing Panel	Yes
Type of Synchronizing Panel	Auto
Electricity cable Installed Year	2008
Distribution Cable size/mm ²	-
CO2 emission (tCO ₂)	756.67

TH

TH. OMADHOO



Population	455
Area of Island (km ²)	0.400
Distance from Male' (km)	230.9
Nearest Airport	Thimarafushi Airport
Electricity Provider	FENAKA
Peak Load Time	12:30
Maximum Peak Load (kW)	96
Total Installed Capacity (kW)	272
Total Generator Sets (kW)	112, 160
Monthly Average Usage (kWh)	39,872.92
Yearly electricity production (kWh/yr)	478,475.00
Yearly Billed Amount (kW)	38,452.00
Yearly Oil Consumption (Liters)	155,985.00
Total Lube oil consumption (liter/yr)	995.00
Solar PV Installed (kw)/Year	-
Yearly Production from Solar PV (kWh)	-
Synchronizing Panel	Yes
Type of Synchronizing Panel	Manual
Electricity cable Installed Year	1991
Distribution Cable size/mm ²	-
CO2 emission (tCO ₂)	415.29



Population	1167
Area of Island (km ²)	0.200
Distance from Male' (km)	224.1
Nearest Airport	Thimarafushi Airport
Electricity Provider	FENAKA
Peak Load Time	12:00
Maximum Peak Load (kW)	350
Total Installed Capacity (kW)	1010
Total Generator Sets (kW)	160, 250, 600
Monthly Average Usage (kWh)	148,188.33
Yearly electricity production (kWh/yr)	1,778,260.00
Yearly Billed Amount (kW)	115,617.00
Yearly Oil Consumption (Liters)	674,843.00
Total Lube oil consumption (liter/yr)	3,893.00
Solar PV Installed (kw)/Year	-
Yearly Production from Solar PV (kWh)	-
Synchronizing Panel	Yes
Type of Synchronizing Panel	Auto
Electricity cable Installed Year	2009
Distribution Cable size/mm ²	-
CO2 emission (tCO ₂)	1,796.70

TH

TH. VANDHOO



Population	290
Area of Island (km ²)	0.300
Distance from Male' (km)	218.5
Nearest Airport	Thimarafushi Airport
Electricity Provider	FENAKA
Peak Load Time	19:00
Maximum Peak Load (kW)	79
Total Installed Capacity (kW)	240
Total Generator Sets (kW)	80, 160
Monthly Average Usage (kWh)	40,044.83
Yearly electricity production (kWh/yr)	480,538.00
Yearly Billed Amount (kW)	29,503.00
Yearly Oil Consumption (Liters)	134,396.00
Total Lube oil consumption (liter/yr)	1,082.00
Solar PV Installed (kw)/Year	-
Yearly Production from Solar PV (kWh)	-
Synchronizing Panel	Yes
Type of Synchronizing Panel	Manual
Electricity cable Installed Year	NA
Distribution Cable size/mm ²	-
CO2 emission (tCO ₂)	357.82

TH



Population	1119
Area of Island (km ²)	0.400
Distance from Male' (km)	227.1
Nearest Airport	Thimarafushi Airport
Electricity Provider	FENAKA
Peak Load Time	13:00
Maximum Peak Load (kW)	344
Total Installed Capacity (kW)	952
Total Generator Sets (kW)	180,323, 449
Monthly Average Usage (kWh)	121,439.75
Yearly electricity production (kWh/yr)	1,457,277.00
Yearly Billed Amount (kW)	124,592.00
Yearly Oil Consumption (Liters)	537,677.00
Total Lube oil consumption (liter/yr)	1,888.00
Solar PV Installed (kw)/Year	-
Yearly Production from Solar PV (kWh)	-
Synchronizing Panel	Yes
Type of Synchronizing Panel	Auto
Electricity cable Installed Year	2000
Distribution Cable size/mm ²	-
CO2 emission (tCO ₂)	1,431.51

TH

TH. VILUFUSHI



Population	1097
Area of Island (km ²)	0.600
Distance from Male' (km)	188.3
Nearest Airport	Thimaraufushi Airport
Electricity Provider	FENAKA
Peak Load Time	12:00
Maximum Peak Load (kW)	245
Total Installed Capacity (kW)	500
Total Generator Sets (kW)	250, 250
Monthly Average Usage (kWh)	100,825.17
Yearly electricity production (kWh/yr)	1,209,902.00
Yearly Billed Amount (kW)	184,212.00
Yearly Oil Consumption (Liters)	470,920.00
Total Lube oil consumption (liter/yr)	2,088.00
Solar PV Installed (kw)/Year	-
Yearly Production from Solar PV (kWh)	-
Synchronizing Panel	Yes
Type of Synchronizing Panel	Auto
Electricity cable Installed Year	2009
Distribution Cable size/mm ²	-
CO2 emission (tCO ₂)	1,253.78


ISLAND ELECTRICITY DATA 2018 OF :
LAAMU ATOLL



L. DHAN'BIDHOO




Population	569
Area of Island (km ²)	0.600
Distance from Male' (km)	231.5
Nearest Airport	Kadhdhoo Aiport
Electricity Provider	FENAKA
Peak Load Time	14:00
Maximum Peak Load (kW)	400
Total Installed Capacity (kW)	240
Total Generator Sets (kW)	80, 160
Monthly Average Usage (kWh)	51,816.20
Yearly electricity production (kWh/yr)	621,794.42
Yearly Billed Amount (kW)	53,817.00
Yearly Oil Consumption (Liters)	203,295.00
Total Lube oil consumption (liter/yr)	725.50
Solar PV Installed (kw)/Year	-
Yearly Production from Solar PV (kWh)	-
Synchronizing Panel	No
Type of Synchronizing Panel	-
Electricity cable Installed Year	2006
Distribution Cable size/mm ²	16,35,50,70
CO2 emission (tCO ₂)	541.25



Population	2203
Area of Island (km ²)	1.600
Distance from Male' (km)	261.1
Nearest Airport	Kadhdhoo Aiport
Electricity Provider	FENAKA
Peak Load Time	12:30
Maximum Peak Load (kW)	192
Total Installed Capacity (kW)	1960
Total Generator Sets (kW)	360, 600, 1000
Monthly Average Usage (kWh)	352,199.66
Yearly electricity production (kWh/yr)	4,226,395.89
Yearly Billed Amount (kW)	343,109.00
Yearly Oil Consumption (Liters)	1,457,263.00
Total Lube oil consumption (liter/yr)	3,858.00
Solar PV Installed (kw)/Year	-
Yearly Production from Solar PV (kWh)	-
Synchronizing Panel	Yes
Type of Synchronizing Panel	Auto
Electricity cable Installed Year	2005
Distribution Cable size/mm ²	35,50,70,95,120
CO2 emission (tCO ₂)	3,879.82

L. GAN



Population	3543
Area of Island (km ²)	6.200
Distance from Male' (km)	251.9
Nearest Airport	Kadhoo Aiport
Electricity Provider	FENAKA
Peak Load Time	12:30
Maximum Peak Load (kW)	543
Total Installed Capacity (kW)	4180
Total Generator Sets (kW)	150X1, 200X1, 220X1, 250X1, 280X2, 350X2, 500X1, 800X2
Monthly Average Usage (kWh)	488,666.81
Yearly electricity production (kWh/yr)	5,864,001.73
Yearly Billed Amount (kW)	514,575.12
Yearly Oil Consumption (Liters)	1,923,676.00
Total Lube oil consumption (liter/yr)	7,711.00
Solar PV Installed (kw)/Year	-
Yearly Production from Solar PV (kWh)	-
Synchronizing Panel	Yes/No
Type of Synchronizing Panel	Auto
Electricity cable Installed Year	2001 / 2005 / 2003
Distribution Cable size/mm ²	16,25,35,50,70,95,120
CO2 emission (tCO ₂)	5,121.59



Population	1011
Area of Island (km ²)	1.100
Distance from Male' (km)	265.2
Nearest Airport	Kadhhdhoo Aiport
Electricity Provider	FENAKA
Peak Load Time	12:00
Maximum Peak Load (kW)	145
Total Installed Capacity (kW)	760
Total Generator Sets (kW)	150, 180 180, 250
Monthly Average Usage (kWh)	64,468.33
Yearly electricity production (kWh/yr)	773,619.95
Yearly Billed Amount (kW)	0.00
Yearly Oil Consumption (Liters)	251,095.00
Total Lube oil consumption (liter/yr)	968.00
Solar PV Installed (kw)/Year	-
Yearly Production from Solar PV (kWh)	-
Synchronizing Panel	No
Type of Synchronizing Panel	-
Electricity cable Installed Year	2006
Distribution Cable size/mm ²	35,25,50,35,70,95
CO2 emission (tCO ₂)	668.52

L ISDHOO



Population	944
Area of Island (km ²)	3.600
Distance from Male' (km)	229.6
Nearest Airport	Kadhdhoo Aiport
Electricity Provider	FENAKA
Peak Load Time	N/A
Maximum Peak Load (kW)	N/A
Total Installed Capacity (kW)	940
Total Generator Sets (kW)	160, 160, 260 360
Monthly Average Usage (kWh)	66,482.14
Yearly electricity production (kWh/yr)	797,785.69
Yearly Billed Amount (kW)	0.00
Yearly Oil Consumption (Liters)	301,555.00
Total Lube oil consumption (liter/yr)	1,404.00
Solar PV Installed (kw)/Year	-
Yearly Production from Solar PV (kWh)	-
Synchronizing Panel	No
Type of Synchronizing Panel	-
Electricity cable Installed Year	2006
Distribution Cable size/mm ²	25,35,50,70
CO2 emission (tCO ₂)	802.86



Population	467
Area of Island (km ²)	3.600
Distance from Male' (km)	229.6
Nearest Airport	Kadhdhoo Aiport
Electricity Provider	FENAKA
Peak Load Time	12:30
Maximum Peak Load (kW)	125
Total Installed Capacity (kW)	260
Total Generator Sets (kW)	100, 160
Monthly Average Usage (kWh)	67,893.50
Yearly electricity production (kWh/yr)	814,721.96
Yearly Billed Amount (kW)	0.00
Yearly Oil Consumption (Liters)	198,510.00
Total Lube oil consumption (liter/yr)	320.00
Solar PV Installed (kw)/Year	-
Yearly Production from Solar PV (kWh)	-
Synchronizing Panel	No
Type of Synchronizing Panel	-
Electricity cable Installed Year	2006
Distribution Cable size/mm ²	25,35,50
CO2 emission (tCO ₂)	528.51

L. KUNAHANDHOO



Population	657
Area of Island (km ²)	0.900
Distance from Male' (km)	267.2
Nearest Airport	Kadhhdhoo Aiport
Electricity Provider	FENAKA
Peak Load Time	N/A
Maximum Peak Load (kW)	150.1
Total Installed Capacity (kW)	560
Total Generator Sets (kW)	150, 160, 250
Monthly Average Usage (kWh)	40,896.28
Yearly electricity production (kWh/yr)	490,755.40
Yearly Billed Amount (kW)	0.00
Yearly Oil Consumption (Liters)	201,578.00
Total Lube oil consumption (liter/yr)	1,091.00
Solar PV Installed (kw)/Year	-
Yearly Production from Solar PV (kWh)	-
Synchronizing Panel	No
Type of Synchronizing Panel	-
Electricity cable Installed Year	2000
Distribution Cable size/mm ²	16,35,50
CO2 emission (tCO ₂)	536.68



Population	650
Area of Island (km ²)	0.500
Distance from Male' (km)	238.9
Nearest Airport	Kadhhdhoo Aiport
Electricity Provider	FENAKA
Peak Load Time	14:00
Maximum Peak Load (kW)	172.2
Total Installed Capacity (kW)	480
Total Generator Sets (kW)	150, 250, 80
Monthly Average Usage (kWh)	86,941.78
Yearly electricity production (kWh/yr)	1,043,301.30
Yearly Billed Amount (kW)	0.00
Yearly Oil Consumption (Liters)	354,069.00
Total Lube oil consumption (liter/yr)	867.00
Solar PV Installed (kw)/Year	-
Yearly Production from Solar PV (kWh)	-
Synchronizing Panel	Yes
Type of Synchronizing Panel	Manual
Electricity cable Installed Year	2006
Distribution Cable size/mm ²	35
CO2 emission (tCO ₂)	942.67

L. MAAMENDHOO



Population	898
Area of Island (km ²)	0.200
Distance from Male' (km)	263.4
Nearest Airport	Kadhdhoo Aiport
Electricity Provider	FENAKA
Peak Load Time	19:30
Maximum Peak Load (kW)	196
Total Installed Capacity (kW)	740
Total Generator Sets (kW)	160, 180 400
Monthly Average Usage (kWh)	63,805.22
Yearly electricity production (kWh/yr)	765,662.65
Yearly Billed Amount (kW)	0.00
Yearly Oil Consumption (Liters)	298,700.20
Total Lube oil consumption (liter/yr)	1,229.00
Solar PV Installed (kw)/Year	-
Yearly Production from Solar PV (kWh)	-
Synchronizing Panel	Yes
Type of Synchronizing Panel	Auto
Electricity cable Installed Year	1999
Distribution Cable size/mm ²	25,50,70
CO ₂ emission (tCO ₂)	795.26



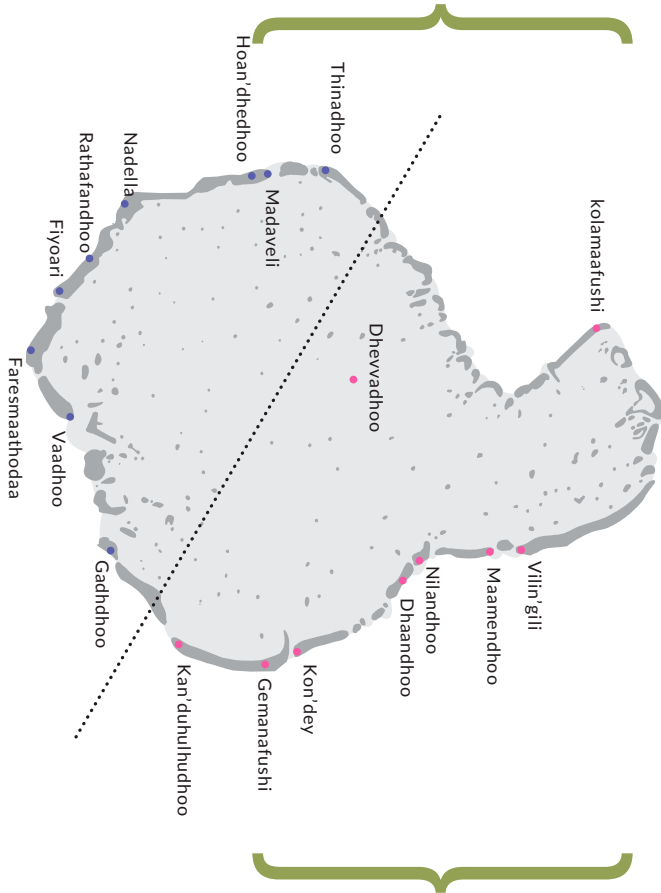
Population	1270
Area of Island (km ²)	0.400
Distance from Male' (km)	257.4
Nearest Airport	Kadhoo Aiport
Electricity Provider	FENAKA
Peak Load Time	12:00
Maximum Peak Load (kW)	418
Total Installed Capacity (kW)	650
Total Generator Sets (kW)	250, 400
Monthly Average Usage (kWh)	149,012.84
Yearly electricity production (kWh/yr)	1,788,154.08
Yearly Billed Amount (kW)	0.00
Yearly Oil Consumption (Liters)	530,369.00
Total Lube oil consumption (liter/yr)	1,967.80
Solar PV Installed (kw)/Year	-
Yearly Production from Solar PV (kWh)	-
Synchronizing Panel	Yes
Type of Synchronizing Panel	Auto
Electricity cable Installed Year	2017
Distribution Cable size/mm ²	35,50,70,95,120
CO2 emission (tCO ₂)	1,412.05

L. MUNDOO



Population	236
Area of Island (km ²)	0.300
Distance from Male' (km)	240.8
Nearest Airport	Kadhhdhoo Aiport
Electricity Provider	FENAKA
Peak Load Time	21:00
Maximum Peak Load (kW)	93
Total Installed Capacity (kW)	170
Total Generator Sets (kW)	75, 95
Monthly Average Usage (kWh)	21,524.25
Yearly electricity production (kWh/yr)	258,291.05
Yearly Billed Amount (kW)	0.00
Yearly Oil Consumption (Liters)	109,919.00
Total Lube oil consumption (liter/yr)	1,121.50
Solar PV Installed (kw)/Year	-
Yearly Production from Solar PV (kWh)	-
Synchronizing Panel	No
Type of Synchronizing Panel	-
Electricity cable Installed Year	2005
Distribution Cable size/mm ²	16,25,35,120
CO2 emission (tCO ₂)	292.65

ISLAND ELECTRICITY DATA 2018 OF :
GAAFU ALIF ATOLL



GA. DHAANDHOO



Population	1106
Area of Island (km ²)	0.200
Distance from Male' (km)	396.3
Nearest Airport	Kooldoo Airport
Electricity Provider	FENAKA
Peak Load Time	19:30
Maximum Peak Load (kW)	325
Total Installed Capacity (kW)	1071
Total Generator Sets (kW)	311, 360, 400
Monthly Average Usage (kWh)	108,088.17
Yearly electricity production (kWh/yr)	1,297,058.00
Yearly Billed Amount (kW)	103,791.00
Yearly Oil Consumption (Liters)	417,733.00
Total Lube oil consumption (liter/yr)	2,552.00
Solar PV Installed (kw)/Year	-
Yearly Production from Solar PV (kWh)	-
Synchronizing Panel	No
Type of Synchronizing Panel	-
Electricity cable Installed Year	2000
Distribution Cable size/mm ²	6,16,25,50,70
CO2 emission (tCO ₂)	1,112.17



Population	597
Area of Island (km ²)	0.200
Distance from Male' (km)	403
Nearest Airport	Kaadhdhoo Aiport
Electricity Provider	FENAKA
Peak Load Time	12:00
Maximum Peak Load (kW)	131
Total Installed Capacity (kW)	452
Total Generator Sets (kW)	112, 160, 180
Monthly Average Usage (kWh)	49,025.85
Yearly electricity production (kWh/yr)	588,310.20
Yearly Billed Amount (kW)	49,808.00
Yearly Oil Consumption (Liters)	178,210.00
Total Lube oil consumption (liter/yr)	1,030.00
Solar PV Installed (kw)/Year	-
Yearly Production from Solar PV (kWh)	-
Synchronizing Panel	Yes
Type of Synchronizing Panel	Auto
Electricity cable Installed Year	1998
Distribution Cable size/mm ²	6,16
CO ₂ emission (tCO ₂)	474.47

GA. GEMANAFUSHI



Population	1233
Area of Island (km ²)	1.000
Distance from Male' (km)	414.8
Nearest Airport	Kooddoo Airport
Electricity Provider	FENAKA
Peak Load Time	19:30
Maximum Peak Load (kW)	285
Total Installed Capacity (kW)	760
Total Generator Sets (kW)	360, 400
Monthly Average Usage (kWh)	119,020.61
Yearly electricity production (kWh/yr)	1,428,247.31
Yearly Billed Amount (kW)	124,979.18
Yearly Oil Consumption (Liters)	449,042.00
Total Lube oil consumption (liter/yr)	1,743.00
Solar PV Installed (kw)/Year	-
Yearly Production from Solar PV (kWh)	-
Synchronizing Panel	Yes
Type of Synchronizing Panel	Auto
Electricity cable Installed Year	2001
Distribution Cable size/mm ²	6,16,35,70
CO2 emission (tCO ₂)	1,195.53



Population	530
Area of Island (km ²)	0.300
Distance from Male' (km)	426
Nearest Airport	Kooddoo Airport
Electricity Provider	FENAKA
Peak Load Time	14:00
Maximum Peak Load (kW)	122
Total Installed Capacity (kW)	280
Total Generator Sets (kW)	80, 80, 120
Monthly Average Usage (kWh)	47,359.08
Yearly electricity production (kWh/yr)	568,308.98
Yearly Billed Amount (kW)	47,487.96
Yearly Oil Consumption (Liters)	200,495.00
Total Lube oil consumption (liter/yr)	1,507.00
Solar PV Installed (kw)/Year	-
Yearly Production from Solar PV (kWh)	-
Synchronizing Panel	Yes
Type of Synchronizing Panel	Auto
Electricity cable Installed Year	2001
Distribution Cable size/mm ²	6,16,35
CO2 emission (tCO ₂)	533.80

GA. KON'DEY



Population	220
Area of Island (km ²)	1.200
Distance from Male' (km)	409.3
Nearest Airport	Kooddoo Airport
Electricity Provider	FENAKA
Peak Load Time	12:30
Maximum Peak Load (kW)	72
Total Installed Capacity (kW)	248
Total Generator Sets (kW)	68, 80, 100
Monthly Average Usage (kWh)	29,273.84
Yearly electricity production (kWh/yr)	351,286.05
Yearly Billed Amount (kW)	28,490.00
Yearly Oil Consumption (Liters)	127,945.06
Total Lube oil consumption (liter/yr)	996.00
Solar PV Installed (kw)/Year	-
Yearly Production from Solar PV (kWh)	-
Synchronizing Panel	Yes
Type of Synchronizing Panel	Manual
Electricity cable Installed Year	2002
Distribution Cable size/mm ²	6,16,25
CO2 emission (tCO ₂)	340.64



Population	979
Area of Island (km ²)	0.300
Distance from Male' (km)	374.1
Nearest Airport	Kooddoo Airport
Electricity Provider	FENAKA
Peak Load Time	12:00
Maximum Peak Load (kW)	248
Total Installed Capacity (kW)	670
Total Generator Sets (kW)	190, 200, 280
Monthly Average Usage (kWh)	98,614.67
Yearly electricity production (kWh/yr)	1,183,376.00
Yearly Billed Amount (kW)	102,232.00
Yearly Oil Consumption (Liters)	369,400.00
Total Lube oil consumption (liter/yr)	1,925.50
Solar PV Installed (kw)/Year	-
Yearly Production from Solar PV (kWh)	-
Synchronizing Panel	Yes
Type of Synchronizing Panel	Auto
Electricity cable Installed Year	2008
Distribution Cable size/mm ²	6,16
CO ₂ emission (tCO ₂)	983.49

GA. MAAMENDHOO



Population	1138
Area of Island (km ²)	0.500
Distance from Male' (km)	385.4
Nearest Airport	Kooldoo Airport
Electricity Provider	FENAKA
Peak Load Time	12:00
Maximum Peak Load (kW)	225
Total Installed Capacity (kW)	610
Total Generator Sets (kW)	160, 200, 250
Monthly Average Usage (kWh)	96,648.42
Yearly electricity production (kWh/yr)	1,159,781.00
Yearly Billed Amount (kW)	92,061.00
Yearly Oil Consumption (Liters)	413,058.00
Total Lube oil consumption (liter/yr)	2,684.70
Solar PV Installed (kw)/Year	-
Yearly Production from Solar PV (kWh)	-
Synchronizing Panel	Yes
Type of Synchronizing Panel	Auto
Electricity cable Installed Year	2000
Distribution Cable size/mm ²	6,16,25,35,50
CO2 emission (tCO ₂)	1,099.73



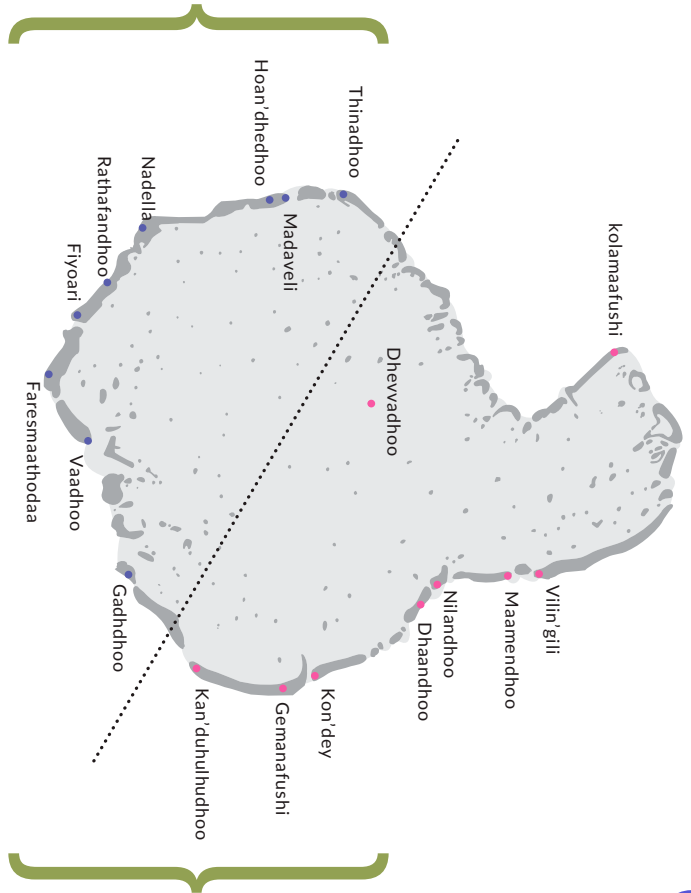
Population	592
Area of Island (km ²)	0.600
Distance from Male' (km)	394.5
Nearest Airport	Kooddoo Airport
Electricity Provider	FENAKA
Peak Load Time	12:00
Maximum Peak Load (kW)	150
Total Installed Capacity (kW)	770
Total Generator Sets (kW)	160, 160, 200, 250
Monthly Average Usage (kWh)	61,871.83
Yearly electricity production (kWh/yr)	742,461.90
Yearly Billed Amount (kW)	63,061.00
Yearly Oil Consumption (Liters)	245,285.00
Total Lube oil consumption (liter/yr)	1,548.00
Solar PV Installed (kw)/Year	-
Yearly Production from Solar PV (kWh)	-
Synchronizing Panel	Yes
Type of Synchronizing Panel	Auto
Electricity cable Installed Year	1998
Distribution Cable size/mm ²	6,16,25,35
CO ₂ emission (tCO ₂)	653.05

GA. VILIN'GILI



Population	2900
Area of Island (km ²)	0.600
Distance from Male' (km)	381.7
Nearest Airport	Kooddoo Airport
Electricity Provider	FENAKA
Peak Load Time	14:00
Maximum Peak Load (kW)	965
Total Installed Capacity (kW)	2238
Total Generator Sets (kW)	550, 800, 888
Monthly Average Usage (kWh)	388,799.33
Yearly electricity production (kWh/yr)	4,665,592.00
Yearly Billed Amount (kW)	379,602.00
Yearly Oil Consumption (Liters)	1,334,447.00
Total Lube oil consumption (liter/yr)	6,437.00
Solar PV Installed (kw)/Year	-
Yearly Production from Solar PV (kWh)	-
Synchronizing Panel	Yes
Type of Synchronizing Panel	Auto
Electricity cable Installed Year	1996
Distribution Cable size/mm ²	6,16,25,35,50,70,95,120
CO2 emission (tCO ₂)	3,552.83

ISLAND ELECTRICITY DATA 2018 OF :
GAAFU DHAALU ATOLL



GDH. FARESMAATHODAA



Population	1059
Area of Island (km ²)	0.400
Distance from Male' (km)	444.1
Nearest Airport	Kaadedhdhoo Aiport
Electricity Provider	FENAKA
Peak Load Time	12:00
Maximum Peak Load (kW)	237
Total Installed Capacity (kW)	580
Total Generator Sets (kW)	150, 180, 250
Monthly Average Usage (kWh)	84,732.17
Yearly electricity production (kWh/yr)	1,016,786.02
Yearly Billed Amount (kW)	99,803.10
Yearly Oil Consumption (Liters)	351,598.00
Total Lube oil consumption (liter/yr)	1,076.50
Solar PV Installed (kw)/Year	-
Yearly Production from Solar PV (kWh)	-
Synchronizing Panel	Yes
Type of Synchronizing Panel	Manual
Electricity cable Installed Year	2012
Distribution Cable size/mm ²	50,70,90
CO2 emission (tCO ₂)	936.09



Population	825
Area of Island (km ²)	0.800
Distance from Male' (km)	442.8
Nearest Airport	Kaadhdhoo Aiport
Electricity Provider	FENAKA
Peak Load Time	14:00
Maximum Peak Load (kW)	134
Total Installed Capacity (kW)	710
Total Generator Sets (kW)	80, 180, 200, 250
Monthly Average Usage (kWh)	54,781.70
Yearly electricity production (kWh/yr)	657,380.39
Yearly Billed Amount (kW)	57,704.00
Yearly Oil Consumption (Liters)	62,760.00
Total Lube oil consumption (liter/yr)	275.00
Solar PV Installed (kw)/Year	-
Yearly Production from Solar PV (kWh)	-
Synchronizing Panel	Yes
Type of Synchronizing Panel	Manual
Electricity cable Installed Year	1996
Distribution Cable size/mm ²	-
CO ₂ emission (tCO ₂)	167.09

GDH. GADHDHOO



Population	1489
Area of Island (km ²)	0.300
Distance from Male' (km)	433.4
Nearest Airport	Kooddoo Airport
Electricity Provider	FENAKA
Peak Load Time	12:00
Maximum Peak Load (kW)	368
Total Installed Capacity (kW)	1050
Total Generator Sets (kW)	250, 300, 500
Monthly Average Usage (kWh)	170,421.49
Yearly electricity production (kWh/yr)	2,045,057.90
Yearly Billed Amount (kW)	183,111.00
Yearly Oil Consumption (Liters)	655,876.00
Total Lube oil consumption (liter/yr)	1,683.00
Solar PV Installed (kw)/Year	-
Yearly Production from Solar PV (kWh)	-
Synchronizing Panel	Yes
Type of Synchronizing Panel	Auto
Electricity cable Installed Year	1994
Distribution Cable size/mm ²	-
CO2 emission (tCO ₂)	1,746.20



Population	796
Area of Island (km ²)	0.900
Distance from Male' (km)	418.7
Nearest Airport	Kaadhdhoo Aiport
Electricity Provider	FENAKA
Peak Load Time	12:00
Maximum Peak Load (kW)	178
Total Installed Capacity (kW)	579
Total Generator Sets (kW)	60, 109, 160, 250
Monthly Average Usage (kWh)	76,223.20
Yearly electricity production (kWh/yr)	914,678.45
Yearly Billed Amount (kW)	77,474.00
Yearly Oil Consumption (Liters)	345,052.81
Total Lube oil consumption (liter/yr)	1,469.01
Solar PV Installed (kw)/Year	-
Yearly Production from Solar PV (kWh)	-
Synchronizing Panel	No
Type of Synchronizing Panel	-
Electricity cable Installed Year	2009
Distribution Cable size/mm ²	16,25,35
CO2 emission (tCO ₂)	918.67

GDH. MADAVELI



Population	1259
Area of Island (km ²)	0.400
Distance from Male' (km)	416.9
Nearest Airport	Kaadhdhoo Aiport
Electricity Provider	FENAKA
Peak Load Time	12:00
Maximum Peak Load (kW)	254
Total Installed Capacity (kW)	625
Total Generator Sets (kW)	144, 231, 250
Monthly Average Usage (kWh)	281,715.64
Yearly electricity production (kWh/yr)	3,380,587.63
Yearly Billed Amount (kW)	463,628.00
Yearly Oil Consumption (Liters)	418,840.00
Total Lube oil consumption (liter/yr)	2,120.00
Solar PV Installed (kw)/Year	-
Yearly Production from Solar PV (kWh)	-
Synchronizing Panel	No
Type of Synchronizing Panel	-
Electricity cable Installed Year	2001
Distribution Cable size/mm ²	35,50,75
CO2 emission (tCO ₂)	1,115.12



Population	725
Area of Island (km ²)	0.400
Distance from Male' (km)	434.8
Nearest Airport	Kaadedhdhoo Aiport
Electricity Provider	FENAKA
Peak Load Time	12:30
Maximum Peak Load (kW)	124
Total Installed Capacity (kW)	413
Total Generator Sets (kW)	83, 150, 180
Monthly Average Usage (kWh)	46,549.67
Yearly electricity production (kWh/yr)	558,596.00
Yearly Billed Amount (kW)	44,175.00
Yearly Oil Consumption (Liters)	174,930.00
Total Lube oil consumption (liter/yr)	816.00
Solar PV Installed (kw)/Year	-
Yearly Production from Solar PV (kWh)	-
Synchronizing Panel	No
Type of Synchronizing Panel	-
Electricity cable Installed Year	2000
Distribution Cable size/mm ²	25,35
CO2 emission (tCO ₂)	465.73

GDH. RATHAFANDHOO



Population	553
Area of Island (km ²)	0.400
Distance from Male' (km)	439.5
Nearest Airport	Kaadhdhoo Aiport
Electricity Provider	FENAKA
Peak Load Time	12:00
Maximum Peak Load (kW)	140
Total Installed Capacity (kW)	364
Total Generator Sets (kW)	84, 120, 160
Monthly Average Usage (kWh)	50,649.77
Yearly electricity production (kWh/yr)	607,797.22
Yearly Billed Amount (kW)	50,012.00
Yearly Oil Consumption (Liters)	200,555.00
Total Lube oil consumption (liter/yr)	992.00
Solar PV Installed (kw)/Year	-
Yearly Production from Solar PV (kWh)	-
Synchronizing Panel	Yes
Type of Synchronizing Panel	Manual
Electricity cable Installed Year	2001
Distribution Cable size/mm ²	35
CO2 emission (tCO ₂)	533.96



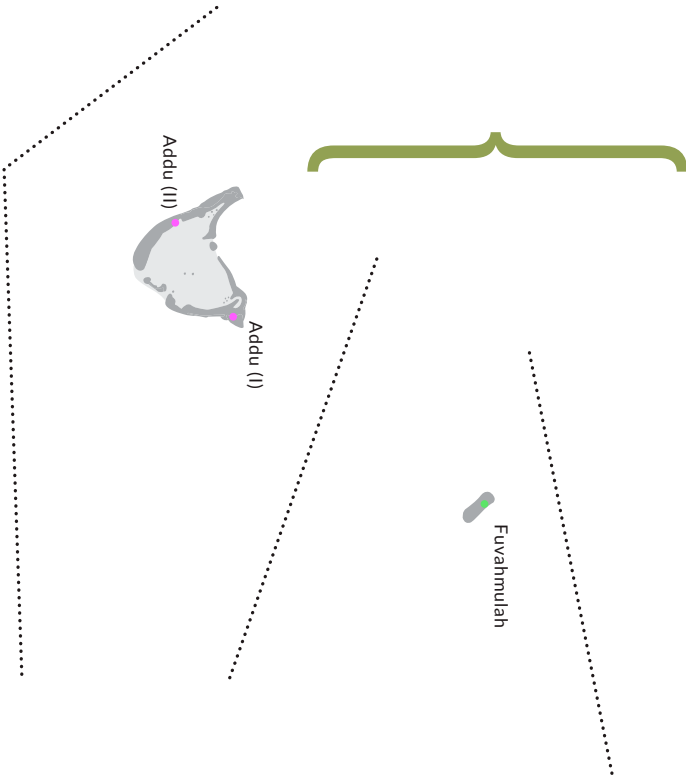
Population	5268
Area of Island (km ²)	1.200
Distance from Male' (km)	409.7
Nearest Airport	Kaadhdhoo Aiport
Electricity Provider	FENAKA
Peak Load Time	20:30
Maximum Peak Load (kW)	1464
Total Installed Capacity (kW)	3920
Total Generator Sets (kW)	800, 1000, 1000, 1120
Monthly Average Usage (kWh)	702,894.55
Yearly electricity production (kWh/yr)	8,434,734.60
Yearly Billed Amount (kW)	705,300.00
Yearly Oil Consumption (Liters)	2,445,410.00
Total Lube oil consumption (liter/yr)	14,138.00
Solar PV Installed (kw)/Year	-
Yearly Production from Solar PV (kWh)	-
Synchronizing Panel	No
Type of Synchronizing Panel	-
Electricity cable Installed Year	1998
Distribution Cable size/mm ²	6,16,25,35,50,70,95,120,150
CO2 emission (tCO ₂)	6,510.66

GDH. VAADHOO



Population	741
Area of Island (km ²)	1.900
Distance from Male' (km)	439.9
Nearest Airport	Kaadhdhoo Aiport
Electricity Provider	FENAKA
Peak Load Time	12:00
Maximum Peak Load (kW)	226
Total Installed Capacity (kW)	418
Total Generator Sets (kW)	100, 138, 180
Monthly Average Usage (kWh)	224,933.85
Yearly electricity production (kWh/yr)	2,699,206.21
Yearly Billed Amount (kW)	310,430.80
Yearly Oil Consumption (Liters)	278,837.00
Total Lube oil consumption (liter/yr)	1,649.50
Solar PV Installed (kw)/Year	-
Yearly Production from Solar PV (kWh)	-
Synchronizing Panel	Yes
Type of Synchronizing Panel	Auto
Electricity cable Installed Year	2000
Distribution Cable size/mm ²	-
CO2 emission (tCO ₂)	742.38

ISLAND ELECTRICITY DATA 2018 OF :
GNAVIYANI ATOLL

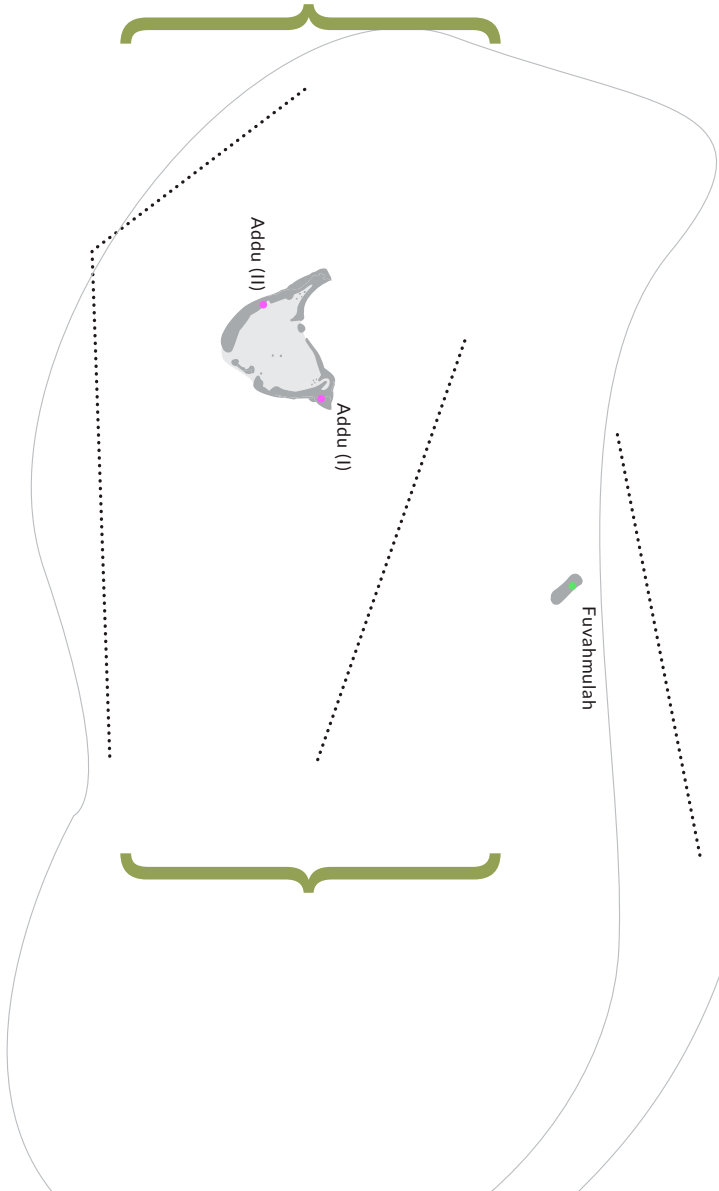


GN. FUVAHMULAH



Population	8579
Area of Island (km ²)	4.900
Distance from Male' (km)	496.5
Nearest Airport	Fuvamulah Airport
Electricity Provider	FENAKA
Peak Load Time	15:00
Maximum Peak Load (kW)	2270
Total Installed Capacity (kW)	3800
Total Generator Sets (kW)	600, 1000, 1000, 1200
Monthly Average Usage (kWh)	1,022,237.08
Yearly electricity production (kWh/yr)	12,266,845.00
Yearly Billed Amount (kW)	997,657.00
Yearly Oil Consumption (Liters)	3,382,769.44
Total Lube oil consumption (liter/yr)	12,908.00
Solar PV Installed (kw)/Year	-
Yearly Production from Solar PV (kWh)	-
Synchronizing Panel	Yes
Type of Synchronizing Panel	Auto
Electricity cable Installed Year	1991
Distribution Cable size/mm ²	-
CO2 emission (tCO ₂)	9,006.29

ISLAND ELECTRICITY DATA 2018 OF :
SEENU ATOLL




S. ADDU (HULHUDHOO AND MEEDHO)



Population	17935
Area of Island (km ²)	8.000
Distance from Male' (km)	535.6
Nearest Airport	Gan International Airport
Electricity Provider	FENAKA
Peak Load Time	15:00
Maximum Peak Load (kW)	5870
Total Installed Capacity (kW)	9850
Total Generator Sets (kW)	750X3 , 800X2 , 1000X6
Monthly Average Usage (kWh)	2,756,398.69
Yearly electricity production (kWh/yr)	33,076,784.25
Yearly Billed Amount (kW)	2,725,986.00
Yearly Oil Consumption (Liters)	8,914,940.00
Total Lube oil consumption (liter/yr)	34,605.00
Solar PV Installed (kw)/Year	-
Yearly Production from Solar PV (kWh)	-
Synchronizing Panel	Yes
Type of Synchronizing Panel	Auto
Electricity cable Installed Year	1998
Distribution Cable size/mm ²	25,35,50,70,90,95,120,185
CO2 emission (tCO ₂)	23,735.14

**S. ADDU (GAN, FAYDHOO, MARADHOOFAYDHOO,
MARADHOO AND HITHADHOO)**



Population	3461
Area of Island (km ²)	3.000
Distance from Male' (km)	532.5
Nearest Airport	Gan International Airport
Electricity Provider	FENAKA
Peak Load Time	21:00
Maximum Peak Load (kW)	760
Total Installed Capacity (kW)	1495
Total Generator Sets (kW)	165, 165, 165, 500, 500
Monthly Average Usage (kWh)	353,808.52
Yearly electricity production (kWh/yr)	4,245,702.20
Yearly Billed Amount (kW)	353,528.00
Yearly Oil Consumption (Liters)	1,264,441.97
Total Lube oil consumption (liter/yr)	5,581.00
Solar PV Installed (kw)/Year	-
Yearly Production from Solar PV (kWh)	-
Synchronizing Panel	Yes
Type of Synchronizing Panel	Auto
Electricity cable Installed Year	1997
Distribution Cable size/mm ²	70
CO2 emission (tCO ₂)	3,366.45

ISLAND ELECTRICITY DATA 2018 OF :

RESORTS OF MALDIVES

THE SUN SIYAM IRUFUSHI MALDIVES



Atoll & Island	N. Medhafushi
Year of Opening	2008
Bed Capacity	221
Installed Capacity (kW)	4900
Installed Generator Sets (kW)	1000, 1000, 1200, 1700
Maximum Peak Load (kW)	2059
Peak load Time	21:00
Yearly Oil Consumption (Liters)	3,504,731.00
Yearly Electricity Production (kWh)	12,556,411.00
CO ₂ emission (tCO ₂)	9,331.00
Renewable Energy	58 Solar Water Heating (1.8kW), 47 Solar Lights



Atoll & Island	N. Medhufaru
Year of Opening	2016
Bed Capacity	37
Installed Capacity (kW)	1120
Installed Generator Sets (kW)	240, 240, 640
Maximum Peak Load (kW)	719
Peak load Time	20:00
Yearly Oil Consumption (Liters)	1,185,730.00
Yearly Electricity Production (kWh)	3,768,498.00
CO2 emission (tCO ₂)	3,156.89
Renewable Energy	-

ANANTARA KIHAVAH MALDIVES VILLAS



Atoll & Island	B. Kihavah Huruvalhi
Year of Opening	2010
Bed Capacity	172
Installed Capacity (kW)	2624
Installed Generator Sets (kW)	656, 656, 656, 656
Maximum Peak Load (kW)	1510
Peak load Time	8:00
Yearly Oil Consumption (Liters)	2,274,160.00
Yearly Electricity Production (kWh)	8,384,450.00
CO ₂ emission (tCO ₂)	6,054.72
Renewable Energy	-

DHIGUFARU ISLAND RESORT



Atoll & Island	B. Dhigufaru vinagan'du
Year of Opening	2016
Bed Capacity	40
Installed Capacity (kW)	1824
Installed Generator Sets (kW)	240, 320, 440, 824
Maximum Peak Load (kW)	385
Peak load Time	21:30
Yearly Oil Consumption (Liters)	391,149.00
Yearly Electricity Production (kWh)	-
CO2 emission (tCO ₂)	1,041.40
Renewable Energy	-

FOUR SEASONS RESORT MALDIVES



Atoll & Island	B. Lan'daagiraavaru
Year of Opening	2007
Bed Capacity	244
Installed Capacity (kW)	4012
Installed Generator Sets (kW)	400, 720, 800, 800, 1290
Maximum Peak Load (kW)	2008
Peak load Time	18:00
Yearly Oil Consumption (Liters)	3,127,620.00
Yearly Electricity Production (kWh)	10,484,052.00
CO2 emission (tCO ₂)	8,326.98
Renewable Energy	Solar PV (16kW), 8 Solar Water Heating (2.4kW), 350 Solar Lights



Atoll & Island	B. Kunfunadhoo
Year of Opening	-
Bed Capacity	228
Installed Capacity (kW)	2320
Installed Generator Sets (kW)	360, 360, 800, 800
Maximum Peak Load (kW)	1571.13
Peak load Time	17:00
Yearly Oil Consumption (Liters)	1,313,835.00
Yearly Electricity Production (kWh)	5,762,550.00
CO2 emission (tCO ₂)	3,497.95
Renewable Energy	Solar PV (694kW), 13 Solar Water Heating (3kW), Waste Heat Recovery

HURAWALHI ISLAND RESORT



Atoll & Island	Lh. Hurawalhi
Year of Opening	2016
Bed Capacity	90
Installed Capacity (kW)	2400
Installed Generator Sets (kW)	400, 400, 800, 800
Maximum Peak Load (kW)	742
Peak load Time	16:30
Yearly Oil Consumption (Liters)	873,500.00
Yearly Electricity Production (kWh)	4,073,632.00
CO ₂ emission (tCO ₂)	2,325.61
Renewable Energy	Solar PV (816kW), 10 Solar Lights , Waste Heat Recovery, 1 Rain Water System (20kw)

KOMANDOO ISLAND RESORT AND SPA



Atoll & Island	Lh. Komandoo
Year of Opening	1998
Bed Capacity	65
Installed Capacity (kW)	1200
Installed Generator Sets (kW)	240, 280, 280, 400
Maximum Peak Load (kW)	430
Peak load Time	-
Yearly Oil Consumption (Liters)	760,377.00
Yearly Electricity Production (kWh)	2,492,769.00
CO2 emission (tCO ₂)	2,024.43
Renewable Energy	27 Solar Water Heating (3.6kW)

KUREDU ISLAND RESORT



Atoll & Island	Lh. Kuredu
Year of Opening	-
Bed Capacity	388
Installed Capacity (kW)	5000
Installed Generator Sets (kW)	200, 400, 800, 800, 800, 1000, 1000
Maximum Peak Load (kW)	2034
Peak load Time	20:30
Yearly Oil Consumption (Liters)	2,824,476.00
Yearly Electricity Production (kWh)	10,134,357.00
CO2 emission (tCO ₂)	7,519.88
Renewable Energy	Solar PV (1000kW), 82 Solar Water Heating (4.8kW)

ANANTARA MALDIVES & SPA



Atoll & Island	K. Dhigufinolhu
Year of Opening	2006
Bed Capacity	394
Installed Capacity (kW)	4423
Installed Generator Sets (kW)	400, 400, 400, 823, 1200, 1200
Maximum Peak Load (kW)	2018
Peak load Time	16:00
Yearly Oil Consumption (Liters)	3,253,390.00
Yearly Electricity Production (kWh)	11,800,370.00
CO2 emission (tCO ₂)	8,661.83
Renewable Energy	2 Solar Powered Phoonoon Boats (0.260kW)

CENTARA RAS FUSHI RESORT & SPA MALDIVES



Atoll & Island	K. Ghiraavaru
Year of Opening	2003
Bed Capacity	140
Installed Capacity (kW)	2400
Installed Generator Sets (kW)	800, 800, 800
Maximum Peak Load (kW)	659
Peak load Time	17:00
Yearly Oil Consumption (Liters)	1,001,484.00
Yearly Electricity Production (kWh)	3,973,113.00
CO2 emission (tCO ₂)	2,666.35
Renewable Energy	Solar Lights (600W)

EMBUDHU VILLAGE



Atoll & Island	K. Embudhu
Year of Opening	1979
Bed Capacity	236
Installed Capacity (kW)	1440
Installed Generator Sets (kW)	200, 200, 280, 280, 480
Maximum Peak Load (kW)	370
Peak load Time	N/A
Yearly Oil Consumption (Liters)	502,080.00
Yearly Electricity Production (kWh)	1,897,122.00
CO2 emission (tCO ₂)	1,336.74
Renewable Energy	Solar PV (60kW), 36 Solar Water Heating (1.1kW)

OLHUVELI BEACH & SPA MALDIVES



Atoll & Island	K. Olhuveli
Year of Opening	2017
Bed Capacity	206
Installed Capacity (kW)	3465
Installed Generator Sets (kW)	500, 640, 1000, 1325
Maximum Peak Load (kW)	1545
Peak load Time	18:00
Yearly Oil Consumption (Liters)	2,048,061.00
Yearly Electricity Production (kWh)	7,554,139.00
CO2 emission (tCO ₂)	5,452.76
Renewable Energy	Solar Water Heating (17kW), Solar Lights (7 & 17 kw)



Atoll & Island	K. Maadhoo
Year of Opening	2016
Bed Capacity	204
Installed Capacity (kW)	2616
Installed Generator Sets (kW)	808, 808, 1000
Maximum Peak Load (kW)	1075
Peak load Time	16:20
Yearly Oil Consumption (Liters)	1,457,730.00
Yearly Electricity Production (kWh)	5,291,333.00
CO2 emission (tCO ₂)	3,881.06
Renewable Energy	112 Solar Water Heating (3kW)

SUMMER ISLAND



Atoll & Island	K. Ziyaraiyfushi
Year of Opening	1983
Bed Capacity	314
Installed Capacity (kW)	1350
Installed Generator Sets (kW)	160, 200, 200, 280, 510
Maximum Peak Load (kW)	619
Peak load Time	20:00
Yearly Oil Consumption (Liters)	848,070.00
Yearly Electricity Production (kWh)	3,077,109.00
CO2 emission (tCO ₂)	2,257.90
Renewable Energy	52 Solar Water Heating (180LTRS), Waste Heat Recovery

TAJ EXOTICA RESORT AND SPA



Atoll & Island	K. Emboodhu Finolhu
Year of Opening	1993
Bed Capacity	128
Installed Capacity (kW)	2755
Installed Generator Sets (kW)	380, 500, 500, 625, 750
Maximum Peak Load (kW)	800
Peak load Time	-
Yearly Oil Consumption (Liters)	1,099,648.00
Yearly Electricity Production (kWh)	3,535,870.00
CO2 emission (tCO ₂)	2,927.70
Renewable Energy	-

THULHAGIRI ISLAND RESORT



Atoll & Island	K. Thulhagiri
Year of Opening	1980
Bed Capacity	172
Installed Capacity (kW)	1580
Installed Generator Sets (kW)	250, 250, 400, 680
Maximum Peak Load (kW)	250
Peak load Time	-
Yearly Oil Consumption (Liters)	1,114,039.00
Yearly Electricity Production (kWh)	4,480.00
CO ₂ emission (tCO ₂)	2,966.02
Renewable Energy	-

ALIMATHA AQUATIC RESORT



Atoll & Island	V. Alimatha
Year of Opening	1975
Bed Capacity	312
Installed Capacity (kW)	1820
Installed Generator Sets (kW)	220, 400, 600, 600
Maximum Peak Load (kW)	540
Peak load Time	-
Yearly Oil Consumption (Liters)	972,411.00
Yearly Electricity Production (kWh)	2,811,349.00
CO2 emission (tCO ₂)	2,588.95
Renewable Energy	23 Solar Water Heating (3.5kW)

DHIGGIRI TOURIST RESORT



Atoll & Island	V. Dhiggiri
Year of Opening	1983
Bed Capacity	122
Installed Capacity (kW)	1112
Installed Generator Sets (kW)	200, 256, 256, 400
Maximum Peak Load (kW)	307
Peak load Time	-
Yearly Oil Consumption (Liters)	508,696.00
Yearly Electricity Production (kWh)	1,243,589.00
CO2 emission (tCO ₂)	1,354.35
Renewable Energy	-

MIRIHI ISLAND RESORT



Atoll & Island	Adh. Mirihi
Year of Opening	2003
Bed Capacity	38
Installed Capacity (kW)	1200
Installed Generator Sets (kW)	400, 400, 400
Maximum Peak Load (kW)	460
Peak load Time	-
Yearly Oil Consumption (Liters)	609,360.00
Yearly Electricity Production (kWh)	4,493,100.00
CO2 emission (tCO ₂)	1,622.36
Renewable Energy	-

ST REGIS VOMMULI MALDIVES



Atoll & Island	Dh. Vommuli
Year of Opening	2016
Bed Capacity	90
Installed Capacity (kW)	3292
Installed Generator Sets (kW)	823, 823, 823, 823
Maximum Peak Load (kW)	1239
Peak load Time	-
Yearly Oil Consumption (Liters)	2,011,996.00
Yearly Electricity Production (kWh)	7,313,460.00
CO ₂ emission (tCO ₂)	5,356.74
Renewable Energy	Waste Heat Recovery

SUN AQUA VILU REEF



Atoll & Island	Dh. Meedhuffushi
Year of Opening	1998
Bed Capacity	206
Installed Capacity (kW)	2252
Installed Generator Sets (kW)	252, 400, 800, 800
Maximum Peak Load (kW)	920
Peak load Time	-
Yearly Oil Consumption (Liters)	1,245,808.00
Yearly Electricity Production (kWh)	4,722,459.00
CO2 emission (tCO ₂)	3,316.84
Renewable Energy	-

PARK HYATT MALDIVES HADAHAA



Atoll & Island	GA. Hadahaa
Year of Opening	2009
Bed Capacity	50
Installed Capacity (kW)	1600
Installed Generator Sets (kW)	400, 400, 400, 400
Maximum Peak Load (kW)	12930
Peak load Time	-
Yearly Oil Consumption (Liters)	1,098,499.00
Yearly Electricity Production (kWh)	3,843,422.49
CO2 emission (tCO ₂)	2,924.64
Renewable Energy	4 Hot Water Recovery Systems

MINISTRY OF ENVIRONMENT AND ENERGY
REPUBLIC OF MALDIVES



ISBN 978-99915-59-72-8

ISLAND ELECTRICITY DATA BOOK 2018